



IT'S NOT JUST WHAT WE DO, IT'S THE WAY WE DO IT !  
The intercom DNA



**Flora Ville - Singapore**  
Boutique residential development with 50 apartments network linked.



**Woolloomooloo Finger Wharf - Sidney (NSW)**  
Historical largest wooden structure in the world, renovated into 300 private apartments with Szena “Plus” monitors.

## GOLMAR, THE ENDORSEMENT OF A HISTORY.

Golmar's history has been characterized by a clear and dedicated search of the excellence.

Golmar Sistemas de Comunicación S.A. was set up in 1954. The first door intercom was developed in 1958, followed some years later by the video door intercom, which today has become the most important product.

Export has been a main activity of the company since 1968. Currently, it accounts for more than 65% of production and has extended to over 45 countries, particularly to the demanding European Community members.

In 1994, the company was the first in Spain to develop a digital video intercom system, being a clear example of innovative products. A key factor for success is the ability to develop new products and adapt them to each market's specific requirements.

During the last quarter of 1997 it moved to its current premises located in a modern, 6,500 sqm building, minutes away from Barcelona Airport as well as from downtown.

Golmar was the first Spanish company in the field to obtain the ISO 9000:2000 Certification, granted by the prestigious Swiss company SGS in 2001.

In 2004, it celebrated its 50th anniversary and created subsidiaries in some European countries.

The company currently employs more than one hundred people, where the Innovation Department approximately represents 10% of the total staff.

All in all, Golmar has embarked on an ambitious project, so as to become one of the main European manufacturers of the video door intercom field.



**ISO 9001:2008  
certified**



### Seaparl Ataköy - Istanbul

Luxury condominium network linked with around 700 apartments and 60 coded panels.



### Maslak 1453 - Istanbul

One of the largest full IP intercom projects in the world. More than 4,000 apartments and about 200 coded panels network linked along 320,000 sqm area.

## WE HAVE THE FORMULA.

Golmar has always spearheaded innovation by offering innovative systems and products with high aesthetic standards, with the focus to communicate and to protect.

Taking advantage of being a pioneer in the development of digital communications systems, Golmar applies advanced technologies into their systems. Installers and end users enjoy the countless features that these systems offer.

The following technologies are available in Golmar's product range:

**"GB2"** is the newest 2 wire digital BUS. A system specially developed for medium size buildings of up to 256 apartments, that provides outstanding features: intercom between apartments, connection to GSM telephones, picture memory, ... Discover all these features and much more inside the new VESTA and PENTHA hands free monitors, as well as on the new NHEA hands free audio unit. The new JAZZ surface door panel for villas joins this amazing technology too.

**BEOVIEW «iPlus»** Full IP digital system, allows connection of door entry panels and video monitors by using a new or an existing LAN infrastructure. The LAN can be shared with other IP devices. The monitors and panels are connected with a simple RJ-45 connector coming from a PoE switch. Intercom between apartments, image memory and message broadcast service are some of the multiple features of this new intercom generation. Never was the intercom so powerful and easy to install !

Our best selling digital BUS: **"PLUS"**, that uses 3 wires + coaxial cable or 4 wires + twisted pair (CAT5) for video systems, or 4 wires for audio only systems. This system is able to manage up to 255,000 monitors or telephones distributed in a total of 255 buildings, with an unlimited number of accesses to each building. And, as always, without switching units.

Don't take any risks, benefit from the best solution for your installations; nobody knows better than Golmar about digital systems.







AUDIO	6
VIDEO	10
ACCESS CONTROL	18
ACCESSORIES	19

KITS

ROCK INOX	26
NEXA MODULAR	32
BEOVIEW	62

DOOR PANELS

TEKNA TELEPHONE	66
NHEA AUDIO UNITS	70
VESTA / PENTHA MONITORS	72
TEKNA MONITOR	75
SZENA MONITOR	76
BEOVIEW MONITORS	77
CONCIERGE UNITS	78
ACCESSORIES	80

APARTMENT UNITS

POWER SUPPLIES	88
LOCK RELEASES	90
CABLES	94
ISOLATING GEL	94
ETHERNET DEVICES	95

ACCESSORIES

AUDIO SYSTEMS	98
VIDEO SYSTEMS	104

INSTALLATION DIAGRAMS

SINGLE BUTTON DOOR PANELS	113
DOUBLE BUTTON DOOR PANELS	122

COMPLETE SYSTEMS

ALPHANUMERIC INDEX	134
NOTES	141

ALPHANUMERIC INDEX





AUDIO	6
VIDEO	10
ACCESS CONTROL	18
ACCESSORIES	19



**Vandal resistant (IK-09) and weatherproof (IP-44) door panel.**

- Curved front of 2.5mm. thick injected aluminium in graphite finish.
- 4mm. thick polycarbonate card holding window.
- Double walled sound grille that prevents access to the sound circuit.
- Electronic call with acoustic acknowledgement signal at the door panel.
- Security screws with special key.
- Stainless steel push buttons.

**Dimensions:**

- External: 144(W) x 144(H) mm.
- Embedded: 131(W) x 131(H) x 45(D) mm.

Allow **up to 3 telephones** inside the same apartment.

To be used with **12Va.c. lock releases** (pages 91 and 92).



**K-201 GRF**

11242014B

**1 way audio kit composed of:**

- PE-295/1 GRF one push button audio door panel.
- M embedding box.
- Tekna T-500 telephone with electronic call.
- TF-104 transformer.



**K6-201 GRF**

11242016B

**1 way Multi - Kit composed of:**

6 units of K-201 GRF kit.

**K-202 GRF**

11242024B

**2 ways audio kit composed of:**

- PE-295/2 GRF two push buttons audio door panel.
- M embedding box.
- 2 units of Tekna T-500 telephone with electronic call.
- TF-104 transformer.



Installation diagram is shown on page 98.

Accessories: **VIS-295/GRF · MP/GRF · MP-VIS/GRF**





**Injected aluminium door panel** front in grey finish.

- Surface installation with integrated rain shield.
- Electronic call with acoustic acknowledgement signal at the door panel.
- Push button can be used **for 1 or 2 families**.

**Dimensions:** 98(W) x 180(H) x 18(D) mm.

**Two wires installation.**

- Two positions call volume regulator with on-off function.
- Intercom function between telephones (non selective).
- Selectable activation of two lock releases.

Allow **up to 4 telephones** connected to the system (four inside the same apartment on one family systems, two on each apartment in case of two families systems).

To be used with **12Vd.c. lock releases** (page 92).



**AS-1220 SII**

11400001

- 1 or 2 ways kit composed of:**
- PES-1220 audio door panel.
  - Platea T-1772VD telephone with electronic call.
  - FA-133 transformer.



**T-1772VD**

11400002

Additional telephone for AS-1220 SII kit.



## Extruded aluminium door panel.

Electronic call with acoustic acknowledgement signal at the door panel.

### Dimensions:

Panels of 1 and 2 push buttons:

External: 134(W) x 148(H) mm.

Embedded: 125(W) x 140(H) x 56(D) mm.

Panels of 3 to 10 push buttons:

External: 134(W) x 228(H) mm.

Embedded: 125(W) x 220(H) x 56(D) mm.

Allow **up to 3 telephones** inside the same apartment.

To be used with **12Va.c. lock releases** (pages 91 and 92).



### 4110/AL

11284110B

#### 1 way audio kit composed of:

One push button audio panel.

CE610 embedding box.

Tekna T-500 telephone with electronic call.

TF-104 transformer.



### 4220/AL

11284220B

#### 2 ways audio kit composed of:

Two push buttons audio panel.

CE610 embedding box.

2 units of Tekna T-500 telephone with electronic call.

TF-104 transformer.



x 2

### 4130/AL

11284130B

#### 3 ways audio kit composed of:

Three push buttons audio panel.

CE615 embedding box.

3 units of Tekna T-500 telephone with electronic call.

TF-104 transformer.



x 3

Installation diagram is shown on page 98.

Accessories: 611/AL · 605/AL · 711/AL · 705/AL · 871/AL · 875/AL · 881/AL · 885/AL · 911/AL · 905/AL


**4140/AL**

11284140B

**4 ways audio kit composed of:**

- Four push buttons audio panel.
- CE615 embedding box.
- 4 units of Tekna T-500 telephone with electronic call.
- TF-104 transformer.



x 4

**4150/AL**

11284150B

**5 ways audio kit composed of:**

- Five push buttons audio panel.
- CE615 embedding box.
- 5 units of Tekna T-500 telephone with electronic call.
- TF-104 transformer.



x 5

**4260/AL**

11284260B

**6 ways audio kit composed of:**

- Six push buttons audio panel.
- CE615 embedding box.
- 6 units of Tekna T-500 telephone with electronic call.
- TF-104 transformer.



x 6

**4280/AL**

11284280B

**8 ways audio kit composed of:**

- Eight push buttons audio panel.
- CE615 embedding box.
- 8 units of Tekna T-500 telephone with electronic call.
- TF-104 transformer.



x 8

**4210/AL**

11284210B

**10 ways audio kit composed of:**

- Ten push buttons audio panel.
- CE615 embedding box.
- 10 units of Tekna T-500 telephone with electronic call.
- TF-104 transformer.



x 10

Installation diagram is shown on page 98.

Accessories: 605/AL · 705/AL · 875/AL · 885/AL · 905/AL



## Vandal resistant (IK-09) and weatherproof (IP-44) door panel.

- Curved front of 2.5mm. thick injected aluminium in graphite finish.
- 4mm. thick polycarbonate camera window.
- Adjustable pan and tilt colour camera with light emitters for night vision.
- Double walled sound grille that prevents access to the sound circuit.
- Acoustic acknowledgement signal at the door panel confirming the call is in progress or the system is busy.
- Security screws with special key.
- Stainless steel push buttons.

### Dimensions:

- External: 144(W) x 144(H) mm.
- Embedded: 131(W) x 131(H) x 45(D) mm.

### Two types of installation: 3 wires + coax cable or CAT5.

#### Surface installation **Tekna monitor.**

- 3.5" colour TFT LCD.
- Video spy and auto switch-on functions.
- Intercommunication with other "plus" monitors or telephones in the same apartment.
- Activation of auxiliary devices (2nd camera, lights, ...) using a SAR-12/24 relay unit.
- Input for door bell apartment push button.

#### Up to 3 apartment units in the same villa without additional power supplies.

To be used with **12Vd.c. or a.c. lock releases** (pages 91 and 92).



## SV-801SE GRF Color

11758016A

### 1 way colour video kit composed of:

- PVS-295SE GRF Color one push button video panel.
- M embedding box.
- Tekna Plus SE Color monitor.
- RCTK-Plus wall mounting monitor connector.
- FA-805 power supply.



## PVS-295SE GRF Color

11739506A

### Additional colour video panel in graphite finish.

- 1 push button.
- Includes M embedding box.
- Dimensions: 144(W) x 144(H) mm.



Installation diagrams are shown on page 106.

Accessories: **VIS-295/GRF · MP/GRF · MP-VIS/GRF**





### Extruded aluminium door panel.

Adjustable pan and tilt colour camera with light emitters for night vision.  
Acoustic acknowledgement signal at the door panel confirming that the call is in progress or the system is busy.  
Privacy on audio, video and door open progresses.

### Dimensions:

External: 134(W) x 148(H) mm.  
Embedded: 125(W) x 140(H) x 56(D) mm.

### Two types of installation: 3 wires + coax cable or CAT5.

Two monitor options: **Szena hands free** or **Tekna**.

3.5" colour TFT LCD.  
Video spy and auto switch-on functions.  
Intercommunication with other "Plus" monitors or telephones in the same apartment.  
Activation of auxiliary devices (2nd camera, lights, ...) using a SAR-12/24 relay unit.  
Input for door bell apartment push button.

**Up to 3 apartment units** in the same villa without additional power supplies.

To be used with **12Vd.c. or a.c. lock releases** (pages 91 and 92).



## 5110/Szena

11785121

### 1 way colour video kit composed of:

1110/AL one push button grille module.  
EL531 sound module with colour camera.  
EL500SE microprocessed module.  
600/AL closing heads.  
CE610 embedding box.  
Szena Plus SE hands free monitor.  
RC-Szena wall mounting monitor connector.  
FA-805 power supply.



## 5110/SC/Color

11785117

### 1 way colour video kit composed of:

1110/AL one push button grille module.  
EL531 sound module with colour camera.  
EL500SE microprocessed module.  
600/AL closing heads.  
CE610 embedding box.  
Tekna Plus Color SE monitor.  
RCTK-Plus wall mounting monitor connector.  
EL562 twisted pair video receiver.  
FA-805 power supply.



Installation diagrams are shown on pages 106 and 107.

Accessories: **611/AL · 711/AL · 811/AL · 911/AL**



**Weatherproof (IP-54) injected aluminium door panel** in graphite finish.

- Surface installation with integrated rain shield.
- Wide angle CCD colour camera (104°).
- Intensity controlled light emitters through video signal processing.
- Electronic call with acoustic acknowledgement signal at the door panel.
- Icons as for to acknowledge the system status (call in progress, in communication, lock is activated or the system is busy).
- Privacy on audio, video and door open progresses.
- Two relay outputs for lock and gate activation.
- Stainless steel push button.

**Dimensions (w/o rain shield):** 90(W) x 175(H) x 26(D) mm.

**Two wires installation.**

Surface installation **Vesta 2 hands free monitor.**

- 4.3" colour TFT LCD.
- Full graphics multilingual on screen display menu (OSD).
- Video spy and auto switch-on functions.
- Selective intercommunication with other monitors of the same villa.
- Input for door bell apartment push button.
- Possibility to patrol external cameras, light activation and telephone call transfer by using optional devices (see page 81).

Allow **up to 4 panels** using DP-GB2/A door panel switcher **and 6 apartment units** in the same villa without additional power supplies.

To be used with **12Vd.c. lock releases** (page 92).



**J5110/Vesta 2**

11500241

**1 way colour video kit composed of:**

- JAZZ/1 one push button colour door panel.
- Vesta 2 GB2 hands free monitor.
- FA-GB2/A power supply.



**JAZZ/1**

11525401

**Additional colour video panel in graphite finish.**

- 1 push button.
- Dimensions: 90(W) x 175(H) x 26(D) mm.



**JAZZ/2**

11525402

**Additional colour video panel in graphite finish.**

- 2 push buttons.
- Dimensions: 90(W) x 175(H) x 26(D) mm.



Installation diagrams are shown on page 104.



**NEW**

**Weatherproof (IP-54) injected aluminium door panel in graphite finish.**

- Surface installation with integrated rain shield.
- Wide angle CCD colour camera (104°).
- Intensity controlled light emitters through video signal processing.
- Electronic call with acoustic acknowledgement signal at the door panel.
- Icons as for to acknowledge the system status (call in progress, in communication, lock is activated or the system is busy).
- Privacy on audio, video and door open progresses.
- Two relay outputs for lock and gate activation.
- Stainless steel push button.

**Dimensions (w/o rain shield):** 90(W) x 175(H) x 26(D) mm.

**Two wires installation.**

Surface installation **Vesta 7 hands free monitor.**

- 7" colour TFT LCD.
- Full graphics multilingual on screen display menu (OSD).
- Video spy and auto switch-on functions.
- Selective intercommunication with other monitors of the same villa.
- Input for door bell apartment push button.
- Possibility to patrol external cameras and light activation by using optional devices (see page 81).

Allow **up to 4 panels** using DP-GB2/A door panel switcher **and 4 apartment units** in the same villa without additional power supplies.

To be used with **12Vd.c. lock releases** (page 92).



**J5110/Vesta 7**

11500242

**1 way colour video kit composed of:**

- JAZZ/1 one push button colour door panel.
- Vesta 7 GB2 hands free monitor.
- FA-GB2/A power supply.



**JAZZ/1**

11525401

**Additional colour video panel in graphite finish.**

- 1 push button.
- Dimensions: 90(W) x 175(H) x 26(D) mm.



**JAZZ/2**

11525402

**Additional colour video panel in graphite finish.**

- 2 push buttons.
- Dimensions: 90(W) x 175(H) x 26(D) mm.



Installation diagrams are shown on page 104.



**NEW**

**Weatherproof (IP-54) injected aluminium door panel** in graphite finish.

- Surface installation with integrated rain shield.
- Fish eye lens CCD colour camera (170°).
- Intensity controlled light emitters through video signal processing.
- Electronic call with acoustic acknowledgement signal at the door panel.
- Icons as for to acknowledge the system status (call in progress, in communication, lock is activated or the system is busy).
- Privacy on audio, video and door open progresses.
- RFID reader for more than 300 users.
- Kit includes programming tags and 5 user tags.
- Two relay outputs for lock and gate activation.
- Stainless steel push button.



**Dimensions (w/o rain shield):** 90(W) x 175(H) x 26(D) mm.

**Two wires installation.**

Surface installation **Pentha hands free monitor.**

- 7" colour TFT LCD with capacitive touch screen.
- Full graphics multilingual on screen display menu (OSD).
- Video spy, auto switch-on and video memory functions.
- Selective intercommunication with other monitors of the same villa.
- Input for door bell apartment push button.
- Possibility to patrol external cameras, quad viewing, light activation and telephone call transfer by using optional units (see page 81).

Allow **up to 4 panels** using DP-GB2/A door panel switcher **and 4 apartment units** in the same villa without additional power supplies.

To be used with **12Vd.c. lock releases** (page 92).

**J5110/Pentha**

11500243

**1 way colour video kit composed of:**

- JAZZ/1RF one push button colour door panel.
- TK3401/GB2 keyholder tag kit.
- Pentha GB2 hands free monitor.
- FA-GB2/A power supply.



x 5

**JAZZ/1RF**

11525551

**Additional colour video panel in graphite finish.**

- 1 push button.
- Fish eye camera and RFID reader.
- Dimensions: 90(W) x 175(H) x 26(D) mm.



**JAZZ/2RF**

11525552

**Additional colour video panel in graphite finish.**

- 2 push buttons.
- Fish eye camera and RFID reader.
- Dimensions: 90(W) x 175(H) x 26(D) mm.



Installation diagrams are shown on page 104.

Accessories: **TAGKEY**





**NEW**

## Stainless steel door panel.

- Wide angle CCD colour camera (104°).
- Intensity controlled light emitters through video signal processing.
- Message broadcasting and coloured icons acknowledge the system status (call in progress, in communication, lock is activated or the system is busy).
- Privacy on audio, video and door open progresses.
- Two relay outputs for lock and gate activation.

## Dimensions:

- External: 134(W) x 148(H) mm.
- Embedded: 125(W) x 140(H) x 56(D) mm.

## Two wires installation.

Surface installation **Pentha hands free monitor.**

- 7" colour TFT LCD with capacitive touch screen.
- Full graphics multilingual on screen display menu (OSD).
- Video spy, auto switch-on and video memory functions.
- Selective intercommunication with other monitors of the same villa.
- Input for door bell apartment push button.
- Possibility to patrol external cameras, quad viewing, light activation and telephone call transfer by using optional units (see page 81).

Allow **up to 4 panels** using DP-GB2/A door panel switcher **and 16 units** in the same villa without additional power supplies.

To be used with **12Vd.c. lock releases** (page 92).



KITS

DOOR PANELS

APARTMENT UNITS

ACCESSORIES

INSTALLATION DIAGRAMS

COMPLETE SYSTEMS

ALPHANUMERIC INDEX

## NX5110/Pentha

11500246

### 1 way colour video kit composed of:

- NX1110 one push button grille module.
- EL632/GB2A sound module with colour camera.
- NX6001 assembling set.
- CE610 embedding box.
- Pentha GB2 hands free monitor.
- FA-GB2/A power supply.



## NX5220/Pentha

11500247

### 2 ways colour video kit composed of:

- NX1220 two push buttons grille module.
- EL632/GB2A sound module with colour camera.
- NX6001 assembling set.
- CE610 embedding box.
- 2 units of Pentha GB2 hands free monitor.
- FA-GB2/A power supply.



Installation diagram is shown on pages 104 and 105.

Accessories: **NX711 · NX871**



## Extruded aluminium door panel.

- Wide angle colour camera (104°).
- Intensity controlled light emitters through video signal processing.
- Message broadcasting and coloured icons acknowledge the system status (call in progress, in communication, lock is activated or the system is busy).
- Privacy on audio, video and door open progresses.
- Two relay outputs for lock and gate activation.

## Dimensions:

- External: 128(W) x 153(H) mm.
- Embedded: 99(W) x 136(H) x 40(D) mm.

## Two wires installation.

Surface installation **Vesta 2 hands free monitor.**

- 4.3" colour TFT LCD.
- Full graphics multilingual on screen display menu (OSD).
- Video spy and auto switch-on functions.
- Selective intercommunication with other monitors of the same villa.
- Input for door bell apartment push button.
- Possibility to patrol external cameras, light activation and telephone call transfer by using optional devices (see page 81).

Allow **up to 4 panels** using DP-GB2/A door panel switcher **and 16 apartment units** in the same villa without additional power supplies.

To be used with **12Vd.c. lock releases** (page 92).



## N5110/Vesta 2

11500239B

### 1 way colour video kit composed of:

- N1110/AL one push button grille module.
- EL632/GB2A sound module with colour camera.
- N6001/AL assembling set.
- NCEV-90CS embedding box.
- Vesta 2 GB2 hands free monitor.
- FA-GB2/A power supply.



## N5220/Vesta 2

11500240B

### 2 ways colour video kit composed of:

- N1220/AL two push buttons grille module.
- EL632/GB2A sound module with colour camera.
- N6001/AL assembling set.
- NCEV-90CS embedding box.
- 2 units of Vesta 2 GB2 hands free monitor.
- FA-GB2/A power supply.



Installation diagram is shown on pages 104 and 105.

Accessories: **N611/AL · N711/AL · N871/AL · N911/AL**



### Extruded aluminium door panel.

- Wide angle colour camera (104°).
- Intensity controlled light emitters through video signal processing.
- Message broadcasting and coloured icons acknowledge the system status (call in progress, in communication, lock is activated or the system is busy).
- Privacy on audio, video and door open progresses.
- Two relay outputs for lock and gate activation.

### Dimensions:

- External: 128(W) x 153(H) mm.
- Embedded: 99(W) x 136(H) x 40(D) mm.

### Two wires installation.

Surface installation **Vesta 7 hands free monitor.**

- 7" colour TFT LCD.
- Full graphics multilingual on screen display menu (OSD).
- Video spy and auto switch-on functions.
- Selective intercommunication with other monitors of the same villa.
- Input for door bell apartment push button.
- Possibility to patrol external cameras and light activation by using optional devices (see page 81).

Allow **up to 4 panels** using DP-GB2/A door panel switcher **and 16 apartment units** in the same villa without additional power supplies.

To be used with **12Vd.c. lock releases** (page 92).



### N5110/Vesta 7

11500244

#### 1 way colour video kit composed of:

- N1110/AL one push button grille module.
- EL632/GB2A sound module with colour camera.
- N6001/AL assembling set.
- NCEV-90CS embedding box.
- Vesta 7 GB2 hands free monitor.
- FA-GB2/A power supply.



### N5220/Vesta 7

11500245

#### 2 ways colour video kit composed of:

- N1220/AL two push buttons grille module.
- EL632/GB2A sound module with colour camera.
- N6001/AL assembling set.
- NCEV-90CS embedding box.
- 2 units of Vesta 7 GB2 hands free monitor.
- FA-GB2/A power supply.



Installation diagram is shown on pages 104 and 105.

Accessories: **N611/AL · N711/AL · N871/AL · N911/AL**

## Numeric keypad

### Stand alone aluminium access control module through numeric keypad.

- Backlit numeric keypad with stainless steel covered push buttons.
- Selectable acoustic acknowledgement signal on push.
- Status light indication.
- Removable terminal connector for easy wiring.
- 2 relay outputs (N/C or N/O) with independent remote activation input and panic output (12Vd.c.).
- Remote activation inputs can be enabled / disabled through a programmable code.
- Programmable activation time (1 to 99 seconds) and output mode (single shoot or stable).
- 1,000 codes of 4, 5 or 6 digits. Each code can be programmed to activate a combination of outputs.
- User codes and special codes can be changed without the need to enter into programming mode.
- Access control can be disabled during a period of time after the introduction of a number of wrong consecutive codes.
- Tamper alarm.
- 12Va.c. or 18 to 24Vd.c. power input.

### Dimensions:

- External: 128(W) x 153(H) mm.
- Embedded: 99(W) x 136(H) x 40(D) mm.



### N4301/AL

11884301

#### Numeric keypad access control kit composed of:

- N3301/AL access control module.
- N6001/AL assembling set.
- NCEV-90CS embedding box.
- TF-104 transformer.
- CV-14 lock release.





## Rock vandal resistant panel

### PE-295/1 GRF

11229511A

**1 push button audio panel in graphite finish.**

Includes embedding box.  
Dimensions: 144(W) x 144(H).



### PE-295/2 GRF

11229512A

**2 push buttons audio panel in graphite finish.**

Includes embedding box.  
Dimensions: 144(W) x 144(H).



### VIS-295/GRF

11290499A

**Rain shield in graphite finish.**

For embedded panels.



### MP/GRF

11229509A

**Surface box in graphite finish.**

Requires door panel embedding box.  
Dimensions: 144(W) x 144(H) x 45(D) mm.



### MP-VIS/GRF

11290496A

**Surface box with integrated rain shield in graphite finish.**

Manufactured in injected aluminium.  
Keeps weatherproof and vandal resistant ratings.  
Does not use embedding box.  
Dimensions: 157(W) x 153(H) x 36 to 74(D) mm.



## Surf panel

### M-Surf

11480800

**Replacement frame for Surf door panel.**

Covers the existing hole from larger panels.  
Dimensions: 155(W) x 240(H) mm.



## Stadio Plus panel

**611/AL**

11280611

**Replacement frame for 1 module door panels.**

Covers the existing hole from larger panels.  
Dimensions: 200(W) x 278(H) mm.

**605/AL**

11280605

**Replacement frame for compact size door panels.**

Covers the existing hole from larger panels.  
Dimensions: 200(W) x 430(H) mm.



611/AL



605/AL

**711/AL**

11280711

**Rain shield for 1 module door panels.****705/AL**

11280705

**Rain shield for compact size door panels.**

711/AL



705/AL

**811/AL**

11280811

**Surface box for 1 module door panels.**

Requires CE-610 embedding box.  
Dimensions: 150(W) x 160(H) x 61(D) mm



811/AL

## Stadio Plus panel

**871/AL**

11280871

**Surface box with integrated rain shield for 1 module door panels.**

**For audio panels with 4+n installation only.**

Does not use embedding box.

32 mm. depth only.

**875/AL**


11280875

**Surface box with integrated rain shield for compact size panels.**

**For audio panels with 4+n installation only.**

Does not use embedding box.

32 mm. depth only.



871/AL

875/AL

**881/AL**

11280811

**Slim surface box for 1 module door panels.**

**For audio panels with 4+n installation only.**

**Rain shield cannot be used.**

Does not use embedding box.

Dimensions: 134(W) x 148(H) x 32(D) mm.

**885/AL**

11280885


**Slim surface box for 1 module door panels.**

**For audio panels with 4+n installation only.**

**Rain shield cannot be used.**

Does not use embedding box.

Dimensions: 134(W) x 240(H) x 32(D) mm.



881/AL

885/AL

## Stadio Plus panel

**911/AL**

11280911

**45° surface box for 1 module door panels.**

Dimensions: 140(W) x 152(H) x 17 to 140(D) mm.

**905/AL**

11280605

**45° surface box for compact size door panels.**


Dimensions: 140(W) x 232(H) x 17 to 140(D) mm.

**SUP-EL500**

11788950

**Bracket for 45° surface boxes.**

To be used on 1 module video door panels only.



## Nexa aluminium panel

**N611/AL**

11880620

**Replacement frame for 1 module door panels.**

Covers the existing hole from larger panels.  
Dimensions: 200(W) x 278(H) mm.



**N711/AL**

11880711

**Rain shield for 1 module door panels.**



**N871/AL**

11880871

**Surface box with integrated rain shield for 1 module door panels.**

Does not use embedding box.  
Dimensions: 134(W) x 156(H) x 58 to 80(D) mm.



## Nexa Inox panel

**NX711**

11881711

**Rain shield for 1 module door panels.**



**NX871**

11880871

**Surface box with integrated rain shield for 1 module door panels.**

Does not use embedding box.  
Dimensions: 134(W) x 156(H) x 58 to 80(D) mm.



## Access control


**TAGKEY**

20740427

**Key holder tag for proximity reader.**









ROCK INOX	26
NEXA MODULAR	32
BEOVIEW	62



## Push button panels

The main **mechanical features** of these vandal resistant panels are:

- Front of 2.5mm. thick manufactured in ANSI 304 stainless steel.
- 5mm. thick polycarbonate card holding and camera windows with steady illumination through blue leds.
- Stainless steel push buttons and security screws with special key.
- Metallic embedding box (**not included**) with theft protected stoppers.

**Complete the door panel with E100/LCC IP video module.**

More push button compositions are available with Nexa modular panel.



The main **electronic features** of the E100/LCC IP video module are:

- Serverless system:** don't requires a computer connected to the network.
- Supports Class A, Class B and Class C Ethernet networks.
- 640 x 480 VGA camera with 120° wide angle lens and light emitters for night vision.
- Video streaming at 25 fps, with adjustable bandwidth from 1Mb to 7Mb.
- Multichannel conversation: system never becomes busy.
- Picture snapshot during push button press, that is stored on the called monitor in case of no answer.
- Caller ID, to be shown on the monitor during call reception.
- Video spy function, that can be used at the same time from 8 apartment units at each door panel.
- Audio level and microphone sensitivity regulation.
- Privacy on audio, video and door open progresses.
- Acoustic signals at the door panel to confirm the system status (call is in progress, called apartment is busy, lock is activated).
- Each push button can call to one or several IP addresses (apartment units).
- Calls can be transferred to a selectable IP address in case that called apartment doesn't reply or during a period of time.
- Two potential free relay outputs for the connection of lock releases, with selectable lock activation time from 1 to 59 seconds.

Use Beoview 4 or Beoview 7 color monitors. On apartments where a monitor is not required, Nhea IP audio units can be used. **The maximum number of units inside the same apartment is eight.**

**Is it possible to connect units in daisy chain configuration by using T-Switch.**

**Panel is to be powered through a PoE switch, and requires 12V a.c. or d.c. power supply for card holding illumination. Use a power supply according with the lock release to be connected.**

To program the system, "IPlus manager software" will be required.

### 7101/IP

12127101

**1 push button door panel.**  
CE-7610 embedding box is required.  
Dimensions: 155(W) x 155(H) mm.



### 7103/IP

12127103

**3 push buttons door panel.**  
CE-7600 embedding box is required.  
Dimensions: 155(W) x 235(H) mm.



### E100/LCC

12180104

**Sound module with colour camera.**  
For panels of up to 120 push buttons.



Installation diagrams are shown on pages 108 and 109.

PVD treatment for other colours (brass, bronze or black) and RAL® colour painting are available under request.



## Coded panels

The main **mechanical features** of this vandal resistant coded panel are:

- Front of 2.5mm. thick manufactured in ANSI 304 stainless steel.
- Stainless steel keypad with blue illumination.
- 5mm. thick polycarbonate camera window and TFT protector.
- 3,5" color TFT LCD screen.
- Reserved space for the installation of a proximity reader.
- Security screws with special key.
- Metallic embedding box (**not included**) with theft protected stoppers.

The main **electronic features** of the IP coded panel are:

**Serverless system:** don't requires a computer connected to the network. Supports Class A, Class B and Class C Ethernet networks.

640 x 480 VGA camera with 120° wide angle lens and light emitters for night vision.

Video streaming at 25 fps, with adjustable bandwidth from 1Mb to 7Mb.

Multichannel conversation: system never becomes busy.

Picture snapshot during push button press, that is stored on the called monitor in case of no answer.

Caller ID, to be shown on the monitor during call reception.

Video spy function, that can be used at the same time from 8 apartment units at each door panel.

Audio level and microphone sensitivity regulation.

Privacy on audio, video and door open progresses.

Acoustic signals at the door panel to confirm the system status (call is in progress, called apartment is busy, lock is activated). These informations are shown on the display also.

Dedicated button for concierge direct call.

Two calling methods: direct entry of the apartment code or by searching the tenant name in the repertory.

One dial number can contain several IP addresses (apartment units)

and one IP address can be reached through several dial numbers.

Calls can be transferred to a selectable IP address in case that apartment unit called doesn't reply or during a period of time.

Hundred codes access control of up to six digits each.

Two potential free relay outputs, for the connection of lock releases, with selectable lock activation time from 1 to 59 seconds.

Use Beoview 4 or Beoview 7 color monitors. On apartments where a monitor is not required, Nhea IP audio units can be used. **The maximum number of units inside the same apartment is eight.**

**Is it possible to connect units in daisy chain configuration by using T-Switch.**

**Panel is to be powered through a PoE switch, and requires 12V d.c. power supply for keypad backlight. Use a power supply according with the lock release to be connected.**

To program the system, "IPlus manager software" will be required.



### 7402/IP LCC

12127402A

**Colour coded video door panel.**

CE-7402 embedding box is required.

Dimensions: 155(W) x 370(H) mm.



Installation diagrams are shown on pages 108 and 109.

PVD treatment for other colours (brass, bronze or black) are available under request.



## Coded panels

The main **mechanical features** of these vandal resistant panels are:

- Front of 2.5mm. thick manufactured in ANSI 304 stainless steel.
- Stainless steel keypad with blue illumination.
- Large 2 x 16 bias lighted LCD display.
- 5mm. thick polycarbonate camera window and LCD protector.
- Security screws with special key.
- Metallic embedding box (**not included**) with theft protected stoppers.

The main **electronic features** of these coded panels are:

- Adjustable pan and tilt CCD colour camera with electronic iris and light emitters for night vision (video models only).
- Built in video transmitter module which allows video transmission over either twisted pair or coaxial cable.
- Removable terminal connector for easy wiring.
- Privacy on audio, video and door open progresses.
- Acoustic signals at the door panel to confirm the system status (call is in progress, system is busy, lock is activated).
- Handset hang recognition which removes busy channel fixed times.
- Easy system programming through the keypad or by using a computer.
- Transmission of the repertory content to other door panels through the installation wires.
- Programmable lock release activation time between 0 and 99 seconds.
- Two calling methods: direct entry of the apartment code or by searching the tenant name in the repertory.
- Four codes access control of four digits each. The third code can be temporarily disabled. The last code (panic code) sends an alert message to the concierge unit.
- Cyclic messages with instructions for use, time, user text (i.e. building or street names) and system status are shown in the display.

These panels can be programmed to be used on single buildings with one or several entrances and on main entrances of residential condominiums with several internal buildings, allowing **any type of combination without switching units.**

Management of **up to 255,000 apartments** in a total of 255 buildings with coded door panels (1,000 apartments on each building). In case that the internal buildings have push buttons panels, the maximum number of buildings is reduced to 127, and the number of apartments on each internal building will depend on the selected door panel (120 apartments maximum).

These panels are supplied under “pack” format, that **includes** all necessary electronics for systems with “Plus” digital installation, a FA-Plus **power supply and a CV-14/DC lock release.**

**Monitors and/or telephones are not included in the packs.** Use “Plus” technology apartment units (pages 69, 75 and 76) with the corresponding wall mounting connector. In case of twisted pair installation, an EL562 video receiver must be used on each monitor, with the exception of Szena Plus SE monitor. **The maximum number of units inside the same apartment without additional power supplies, is three.**



### 7403/INOX Color

11787404

#### Colour coded video pack.

CE-7601 embedding box is required.  
Dimensions: 155(W) x 290(H) mm.



### 6403/INOX

11386403

#### Coded audio pack.

CE-7601 embedding box is required.  
Dimensions: 155(W) x 290(H) mm.



Installation diagrams are shown on pages 102, 103, 106 and 107.



## Accessories

### CE-7610

12197610

**Embedding box for 7101/IP panel.**  
 Dimensions: 137(W) x 137(H) x 44(D) mm.

### CE-7600

11757600

**Embedding box for 7103/IP panel.**  
 Dimensions: 137(W) x 217(H) x 60(D) mm.

### CE-7601

11797610

**Embedding box for 7403/INOX Color and 6403/INOX panels.**  
 Dimensions: 137(W) x 272(H) x 60(D) mm.

### CE-7402

12197402

**Embedding box for 7402/IP LCC panel.**  
 Dimensions: 137(W) x 352(H) x 55(D) mm.



### 7600/IP

12190760

**Surface box for 7101/IP panel.**  
 Dimensions: 155(W) x 155(H) x 42(D) mm.

### 7601/INOX

11797601

**Surface box for 7403/INOX Color and 6403/INOX panels.**  
 Dimensions: 155(W) x 290(H) x 60(D) mm.



## Accessories

**7880/IP**

12197880

**Surface box with integrated rain shield.****For 7101/IP panel.**

Dimensions: 160(W) x 160(H) x 50 to 83(D) mm.

**7870/INOX**

11797870

**Surface box with integrated rain shield.****For 7103/IP panel.**

Dimensions: 160(W) x 240(H) x 65 to 115(D) mm.

**7871/INOX**

11797871

**Surface box with integrated rain shield.****For 7403/INOX Color and 6403/INOX panels.**

Dimensions: 160(W) x 295(H) x 65 to 115(D) mm.

**7874/IP**

12197874

**Surface box with integrated rain shield.****For 7402/IP LCC panel.**

Dimensions: 160(W) x 375(H) x 55 to 70(D) mm.





Nexa is the flagship modular panel from Golmar. Its lateral profiles not only makes the panel more robust, but gives the sensation it is floating on the wall. Much more than just a piece of metal. Thanks to a wide variety of modules and accessories, you will be able to create the door panel that best matches your project.

## Push button panels

The main **mechanical features** of Nexa aluminium modular panels are:

- Front of 1.8mm. thick anodized extruded aluminium.
- Wall frame where electronic modules are to be inserted.
- Informative / camera window manufactured in polycarbonate.
- Interchangeable single or double push buttons with stainless steel cover.
- Steady illumination at the door panel through white leds.
- Closing heads and lateral profiles.

**Module external dimensions:** 100(W) x 100(H) mm. (\*)

To configure a door panel:

- Select a N1xxx/AL grille module from this page.
- Add N3xxx/AL push buttons modules to obtain the desired number of push buttons (pages 33 and 34). If required, access control modules can be also added (pages 48 and 49). If your option is a coded door panel, refer to the specific section on pages 58 to 61.
- The maximum number of modules vertically placed is four; there is no limit for the number of modules to be placed horizontally. Select an embedding box and one N600x/AL assembling set according to the number of modules vertically placed (pages 35 to 37).
- In case of door panels with more than one horizontal module, order as many embedding boxes as horizontal modules the panel has. Use UC cable tunnels and N601x/AL assembling sets to attach them (pages 35 to 37).

Once the door panel has been selected, **complete it with the corresponding electronic modules**, which will depend on the installation type.

(\*) Overall external dimensions are shown on complete systems chapter.



### N1000/AL

11881000

**Audio / video grille module.**  
Without push buttons.

### N1110/AL

11881110

**Audio / video grille module.**  
1 push button.

### N1220/AL

11881220

**Audio / video grille module.**  
2 push buttons.



N1000/AL N1110/AL N1220/AL

## Push button panels

### N3110/AL

11883110

**Single push button module.**

1 push button.

### N3111/AL

11883111

**Single push button module.**

1 push button. Small informative window.

### N3120/AL

11883120

**Single push button module.**

2 push buttons.

### N3121/AL

11883121

**Single push button module.**

2 push buttons. Small informative window.

### N3130/AL

11883130

**Single push button module.**

3 push buttons.

### N3140/AL

11883140

**Single push button module.**


4 push buttons.

### N3150/AL

11883150

**Single push button module.**

5 push buttons.



N3110/AL N3111/AL N3120/AL N3121/AL N3130/AL N3140/AL N3150/AL



## Push button panels

**N3220/AL**

11883220

**Double push button module.**  
2 push buttons.

**N3221/AL**

11883221

**Double push button module.**  
2 push buttons. Small informative window.

**N3240/AL**

11883240

**Double push button module.**  
4 push buttons.

**N3241/AL**

11883241

**Double push button module.**  
4 push buttons. Small informative window.

**N3260/AL**

11883260

**Double push button module.**  
6 push buttons.

**N3280/AL**

11883280

**Double push button module.**  
8 push buttons.

**N3210/AL**

11883210

**Double push button module.**  
10 push buttons.



N3220/AL N3221/AL N3240/AL N3241/AL N3260/AL N3280/AL N3210/AL

## Accessories

**N3000/AL**

11883000

**Blank module.**

**N3000/DOME**

11883005

**Blank module for NEXA/DOME camera.**

**N3001/AL**


11883001

**Blank module with small informative window.**

**N3002/AL**

11883002

**Blank module with large informative window.**



N3000/AL

N3000/  
DOME

N3001/AL

N3002/AL

**N6001/AL**

11880601

**Assembling set for 1 module door panels.**


Include lateral profiles, frame and closing heads.

**N6011/AL**

11880611

**Link assembling set for 1 module door panels.**

Include lateral profiles, frame spacers and closing heads.



N6001/AL

N6011/AL

## Accessories

**N6002/AL**

11880602

**Assembling set for 2(H) x 1(W) vertical module door panels.**  
Include lateral profiles, frame spacers and closing heads.

**N6012/AL**

11880612

**Link assembling set for 2(H) x 1(W) module door panels.**  
Include link profile, frame spacers and closing heads.

**N6003/AL**

11880603

**Assembling set for 3(H) x 1(W) module door panels.**  
Include lateral profiles, frame spacers and closing heads.

**N6013/AL**

11880613

**Link assembling set for 3(H) x 1(W) module door panels.**  
Include link profile, frame spacers and closing heads.

**N6004/AL**

11880604

**Assembling set for 4(H) x 1(W) module door panels.**  
Include lateral profiles, frame spacers and closing heads.

**N6014/AL**

11880614

**Link assembling set for 4(H) x 1(H) module door panels.**  
Include link profile, frame spacers and closing heads.



N6002/AL



N6012/AL



N6003/AL



N6013/AL



N6004/AL



N6014/AL

## Accessories

### NCEV-90CS

11880902A

**Embedding box for 1 vertical module door panels.**

Dimensions: 99(W) x 136(H) x 40(D) mm.

### NCEV-90C

11880900

**Embedding box for 2 vertical module door panels.**

Dimensions: 99(W) x 238(H) x 56(D) mm.

### CEV-90

11259906

**Embedding box for 3 vertical module door panels.**

Dimensions: 99(W) x 328(H) x 56(D) mm.

### CE-4M

11797890

**Embedding box for 4 vertical module door panels.**

Dimensions: 100(W) x 445(H) x 56(D) mm.

### CE-8M

11797892

**Embedding box for 4(H) x 2(H) module door panels.**


Dimensions: 200(W) x 445(H) x 56(D) mm.

### UC

11259990

**Set of three cable tunnels to attach 2 embedding boxes.**

Only for NCEV-90CS, NCEV-90C and CEV-90 embedding boxes.



## Accessories

**N611/AL**

11880620

**Replacement frame for 1 module door panels.**

Covers the existing hole from larger panels.  
Dimensions: 200(W) x 278(H) mm.

**N621/AL**

11880621

**Replacement frame for 2(H) x 1(H) module door panels.**

Covers the existing hole from larger panels.  
Dimensions: 200(W) x 430(H) mm.

**N631/AL**

11880631

**Replacement frame for 3(H) x 1(H) module door panels.**

Covers the existing hole from larger panels.  
Dimensions: 200(W) x 512(H) mm.

**N622/AL**

11880622

**Replacement frame for 2(H) x 2(H) module door panels.**

Covers the existing hole from larger panels.  
Dimensions: 334(W) x 430(H) mm.

**N632/AL**

11880632

**Replacement frame for 3(H) x 2(H) module door panels.**

Covers the existing hole from larger panels.  
Dimensions: 334(W) x 512(H) mm.



N611/AL



N621/AL



N631/AL



N622/AL



N632/AL



## Accessories

### N911/AL

11280912

**45° surface box for 1 module door panels.**

Does not use embedding box.

Dimensions: 140(W) x 152(H) x 17 to 140(D) mm.

### 921/AL

11280921

**45° surface box for 2(H) x 1(H) module door panels.**

Requires N621/921 adaptor frame.

Does not use embedding box.

Dimensions: 140(W) x 269(H) x 17 to 140(D) mm.

### N621/921

11880002

**Adaptor frame for 921/AL 45° surface box.**

Dimensions: 134(W) x 267(H) mm

### 931/AL

11280931

**45° surface box for 3(H) x 1(H) module door panels.**

Requires N631/931 adaptor frame.

Does not use embedding box.


Dimensions: 140(W) x 386(H) x 17 to 140(D) mm.

### N631/931

11880003

**Adaptor frame for 931/AL 45° surface box.**

Dimensions: 134(W) x 384(H) mm



N911/AL



921/AL



931/AL

## Accessories

**N711/AL**

11880711

**Rain shield for 1 module door panels.****N721/AL**

11880721

**Rain shield for 2(H) x 1(W) module door panels.****N731/AL**

11880731

**Rain shield for 3(H) x 1(W) module door panels.****N741/AL**


11880741

**Rain shield for 4(H) x 1(W) module door panels.****N722/AL**

11880722

**Rain shield for 2(H) x 2(W) module door panels.****N732/AL**

11880732

**Rain shield for 3(H) x 2(W) module door panels.**

## Accessories

**N871/AL**

11880871

**Surface box with integrated rain shield for 1 module door panels.**

Does not use embedding box.  
Dimensions: 134(W) x 156(H) x 58 to 80(D) mm.

**N872/AL**

11880872

**Surface box with integrated rain shield for 2(H) x 1(W) module door panels.**

Does not use embedding box.  
Dimensions: 134(W) x 259(H) x 58 to 80(D) mm.

**N873/AL**

11880873

**Surface box with integrated rain shield for 3(H) x 1(W) module door panels.**

Does not use embedding box.  
Dimensions: 134(W) x 361(H) x 58 to 80(D) mm.

**N8741/AL**

11880875

**Surface box with integrated rain shield for 4(H) x 1(W) module door panels.**

Does not use embedding box.  
Dimensions: 134(W) x 464(H) x 58 to 80(D) mm.

**N874/AL**

11880874

**Surface box with integrated rain shield for 2(H) x 2(W) module door panels.**

Does not use embedding box.  
Dimensions: 234(W) x 259(H) x 58 to 80(D) mm.

**N876/AL**

11880876

**Surface box with integrated rain shield for 3(H) x 2(W) module door panels.**

Does not use embedding box.  
Dimensions: 234(W) x 361(H) x 58 to 80(D) mm.



N871/AL



N872/AL



N873/AL



N8741/AL



N874/AL



N876/AL

## Push button panels

The main **mechanical features** of Nexa inox modular panels are:

- Modules of 2mm. thick ANSI 304 stainless steel.
- Wall frame of 2.5mm. thick where modules are to be inserted.
- Informative / camera window manufactured in polycarbonate.
- Interchangeable single or double push buttons with stainless steel cover.
- Steady illumination at the door panel through white leds.

**Module external dimensions:** 100(W) x 100(H) mm. (\*)

To configure a door panel:

- Select a NX1xxx grille module from this page.
- Add NX3xxx push buttons modules to obtain the desired number of push buttons (pages 43 and 44). If required, access control modules can be also added (pages 48 and 49). If your option is a coded door panel, refer to the specific section on pages 58 to 61.
- The maximum number of modules vertically placed is three; there is no limit for the number of modules to be placed horizontally. Select a embedding box and one NX600x assembling set according to the number of modules vertically placed (pages 45 and 46).
- In case of door panels with more than one horizontal module, order as many embedding boxes and NX600x wall frames as horizontal modules the panel has. Use UC cable tunnels to attach them.

Once the door panel has been selected, **complete it with the corresponding electronic modules**, which will depend on the installation type.

(\*) Overall external dimensions are shown on complete systems chapter.



### NX1000

11761000A

**Audio / video grille module.**  
Without push buttons.

### NX1110


11761110A

**Audio / video grille module.**  
1 push button.

### NX1220

11761220A

**Audio / video grille module.**  
2 push buttons.



NX1000

NX1110

NX1220

## Push button panels

### NX3110

11763110A

**Single push button module.**

1 push button.

### NX3111

11783111A

**Single push button module.**

1 push button. Small informative window.

### NX3120

11763120A

**Single push button module.**

2 push buttons.

### NX3121

11783121A

**Single push button module.**

2 push buttons. Small informative window.

### NX3130

11763130A

**Single push button module.**

3 push buttons.

### NX3140

11763140A

**Single push button module.**


4 push buttons.

### NX3150

11763150A

**Single push button module.**

5 push buttons.



NX3110

NX3111

NX3120

NX3121

NX3130

NX3140

NX3150

## Push button panels

**NX3220**

11763220A

**Double push button module.**  
2 push buttons.

**NX3221**

11783221A

**Double push button module.**  
2 push buttons. Small informative window.

**NX3240**

11763240A

**Double push button module.**  
4 push buttons.

**NX3241**

11783241A

**Double push button module.**  
4 push buttons. Small informative window.

**NX3260**

11763260A

**Double push button module.**  
6 push buttons.

**NX3280**

11763280A

**Double push button module.**  
8 push buttons.

**NX3210**

11763210A

**Double push button module.**  
10 push buttons.



NX3220

NX3221

NX3240

NX3241

NX3260

NX3280

NX3210



## Accessories

### NX3000

11763000A

**Blank module.**

### NX3000/DOME

11763005

**Blank module for NEXA/DOME camera.**

### NX3001


11763001A

**Blank module with small informative window.**

### NX3002

11763002A

**Blank module with large informative window.**



NX3000

NX3000/  
DOME

NX3001

NX3002

### NX6001

11776001A

**Assembling frame for 1 vertical module door panels.**

Dimensions: 134(W) x 150(H) mm.

### NX6002

11776002A

**Assembling frame for 2 vertical module door panels.**

Dimensions: 134(W) x 267(H) mm.

### NX6003

11776003A

**Assembling frame for 3 vertical module door panels.**

Dimensions: 134(W) x 384(H) mm.



NX6001

NX6002

NX6003

## Accessories

**CE610**

11280610

**Embedding box for 1 vertical module door panels.**

Dimensions: 125(W) x 140(H) x 56(D) mm.

**CE620**

11280620

**Embedding box for 2 vertical module door panels.**

Dimensions: 125(W) x 257(H) x 56(D) mm.

**CE630**

11280630

**Embedding box for 3 vertical module door panels.**

Dimensions: 125(W) x 374(H) x 56(D) mm.

**UC**

11259990

**Set of three cable tunnels to attach 2 embedding boxes.****NX711**

11881711

**Rain shield for 1 module door panels.****NX721**

11881721

**Rain shield for 2(H) x 1(W) module door panels.****NX731**

11881731

**Rain shield for 3(H) x 1(W) module door panels.****NX722**

11881722

**Rain shield for 2(H) x 2(W) module door panels.**

## Accessories

**NX732**

11881732

**Rain shield for 3(H) x 2(W) module door panels.**



NX732

**NX871**

11881871

**Surface box with integrated rain shield for 1 module door panels.**

Does not use embedding box.  
Dimensions: 134(W) x 156(H) x 58 to 80(D) mm.

**NX872**

11881872

**Surface box with integrated rain shield for 2(H) x 1(W) module door panels.**

Does not use embedding box.  
Dimensions: 134(W) x 259(H) x 58 to 80(D) mm.

**NX873**

11881873

**Surface box with integrated rain shield for 3(H) x 1(W) module door panels.**

Does not use embedding box.  
Dimensions: 134(W) x 361(H) x 58 to 80(D) mm.

**NX874**

11881874

**Surface box with integrated rain shield for 2(H) x 2(W) module door panels.**

Does not use embedding box.  
Dimensions: 234(W) x 259(H) x 58 to 80(D) mm.

**NX876**

11881876

**Surface box with integrated rain shield for 3(H) x 2(W) module door panels.**

Does not use embedding box.  
Dimensions: 234(W) x 361(H) x 58 to 80(D) mm.



NX871



NX872



NX873



NX874



NX876

## Accessories

**EL3002**

11823002

**Illumination module for N3002/AL and NX3002 blank modules.****NEXA/DOME**

31699998

**NEW****Day / Night camera for N3000/DOME and NX3000/DOME blank modules.**

1/3" Sony CCD sensor with 2.9mm fixed lens.

OSD and dual PAL/NTSC operation.

Weatherproof (IP66) and vandal resistant.



NEXA/DOME



EL3002

## Access control

**Stand alone access control module through numeric keypad**, available for both Nexa modular aluminium and inox series. Can be used with any of the described technologies along this chapter.

The main **features** of these access control modules are:

- Backlit numeric keypad with stainless steel covered push buttons.

- Selectable acoustic acknowledgement signal on push.

- Light status indication.

- Removable terminal connector for easy wiring.

- Tamper alarm.

- 2 relay outputs (N/C or N/O) with independent remote activation input and panic output (12Vd.c.).

- Remote activation inputs can be enabled / disabled through a programmable code.


- Programmable activation time (1 to 99 sec.) and output mode (single shoot or stable).

- 1,000 codes of 4, 5 or 6 digits. Each code can be programmed to activate a combination of outputs.

- User codes and special codes can be changed without the need to enter into programming mode.

- Access control can be disabled during a period of time after the introduction of a number of wrong consecutive codes.


- 12V a.c. or 18 to 24V d.c. power input. It can use the same power supply than the one used for the complete panel, with no dependence on the installation type (except on IP systems).

**N3301/AL**

11883301

**Access control keypad module for Nexa aluminium modular door panel.****NX3301**

11883302A

**Access control keypad module for Nexa inox modular door panel.**

N3301/AL



NX3301

## Access control

**Stand alone access control module through NFC reader**, available for both Nexa modular aluminium and inox series. Can be used with any of the described technologies along this chapter.

The main **features** of these access control modules are:

Two programming methods: basic, through local dip-switch, or advanced, using Access Control Manager software for Android®.

Visual and acoustic status indication.

Removable terminal connector for easy wiring.

2 relay outputs (N/C or N/O) with independent remote activation input and panic output (12Vd.c.).

Remote activation inputs can be enabled / disabled through a programmable code.

Programmable activation time (3 to 99 seconds).

Up to 2,000 user cards, stored in up to 32 user groups.

Smartphone with NFC technology can operate the access control by using OpenGo software for Android®.

12V a.c. or 18 to 24V d.c. power input. It can use the same power supply than the one used for the complete panel, with no dependence on the installation type (except on IP systems).



### EL4502/NFC

11814502

**NFC reader for N3002/AL and NX3002 blank modules.**

### NFC/US

11812100

**User proximity card for NFC readers.**

### NFC/IN

11812105

**Installer proximity card for NFC readers.**

### NFC/1U

11812110

**Rechargeable one use proximity card for NFC readers.**

### NFC/MU

11812115

**Programmable multiple use proximity card for NFC readers.**

Up to 100 uses (not rechargeable).



N3301/AL



NFC card



## Push button panels

The main **electronic features** of the 4+'n' installation modules are:

- Sound module with independent door panel and telephone adjusting level volume.
- Removable terminal connector for easy wiring (on sound modules only).
- Electronic call (even buzzer on EL655 sound module) with acoustic acknowledgement signal.
- Analog push buttons electronic module for 5 apartments (single push button), or 10 apartments (double push button).
- These modules are linked using small flat cables provided with the modules.

On **EL651 sound module** for systems with several accesses (door panels):

- External switching units are not required.
- Two selectable electronic call types, allowing the tenant to distinguish which door panel is calling.
- While busy channel conditions, acoustic tones are reproduced on the door panel if someone tries to make a call.
- Handset hang recognition that removes busy channel fixed times.

The **necessary components** for a system of these characteristics are:

- On **buildings with one access only** (door panel), use an EL655 sound module.
- On **buildings with several accesses** (door panels), use an EL651 sound module for each door panel.
- When systems with more than 2 push buttons, order as many EL610A analog push buttons electronic modules as required for the panel. In case of panels with more than one horizontal module, use one RAP-610A link cable for each additional horizontal module.
- Use electronic or buzzer call telephones with 4+'n' installation (page 66) according to the sound module call type. **The maximum number of units inside the same apartment is three.**
- A TF-104 transformer will be required for each door panel.
- Use a **12V c.a. lock release** (pages 91 and 92).

### EL655

11818655

**Sound module for systems with 1 access (door panel).**  
Selectable electronic or buzzer call types.  
Includes 2 push buttons.



### EL651

11818651

**Sound module for systems with several accesses (door panels).**  
Electronic call.  
Includes 2 push buttons.



### EL610A

11818610

**Push buttons analog electronic module.**  
For 5 single push buttons or 10 double push buttons.



### RAP-610A

11895610

**Long analog link cable.**  
To link 2 units of EL610A modules from different embedding boxes.







## Push button panels

KITS

DOOR PANELS

APARTMENT UNITS

ACCESSORIES

INSTALLATION DIAGRAMS

COMPLETE SYSTEMS

ALPHANUMERIC INDEX

Audio system with “2Plus” digital installation uses **2 unpolarized wires only** (no matter about the way they are connected), being possible the connection of **up to 120 telephones** and combinations of **up to 3 accesses** (door panels) **without switching units**. Other configurations can be draft when combining “2Plus” system with “Plus” system by using CD-2Plus gateway.

The main **electronic features** of the modules for systems with “2Plus” digital installation are:

- Sound module with independent door panel and telephone adjusting level volume.
  - Removable terminal connector for easy wiring.
  - Privacy on audio and door open progresses.
  - Internal light emitter shows short-circuited line status and other type of troubleshooting.
  - Acoustic acknowledgement signal at the door panel confirming the call is in progress, the system is busy or the lock is activated.
- Digital push buttons electronic modules. These modules are linked using small flat cables provided with the modules.

The **necessary components** for a system of these characteristics are:

- These panels allow configurations of **up to 120 push buttons**; in case of a higher number of apartments coded panels can be used.
- On **buildings with one or several accesses** (door panels), use one EL620/2Plus module for each panel.
- When systems with more than 2 push buttons, order as many EL606D or EL610D digital push buttons electronic modules as required for the panel. On panels with more than one horizontal module, use one RAP-610D link cable for each additional horizontal module.
- On **residential condominiums with main entrance(s) door panel(s) and several internal buildings**, configure the internal buildings as described on the previous paragraph, adding a CD-2Plus gateway on each. The main entrance(s) door panel(s) must be configured as “Plus” digital system, being the installation between them and the internal door panels of 4 wires.
- **Coded panels or porter’s exchanges** can be used from “Plus” system. The use of a CD-2Plus gateway will be required.
- Use T-5720 or T-5822VD telephones. **The maximum number of units inside the same apartment is two** (three in case of T-5822VD).
- Use a FA-Plus/C power supply for each door panel, with no dependence on the telephones amount. In case of CD-2Plus gateway, use an additional FA-Plus/C power supply for each gateway.
- Use a **12V d.c. lock release** (page 92). Is it possible to use a.c. lock releases, by adding a TF-104 transformer.

### EL620/2Plus

11818620

**Microprocessed sound module.**  
Includes 2 push buttons.




### EL606D

NEW

12010606

**Push buttons digital electronic module.**  
For 3 single push buttons or 6 double push buttons.



### EL610D

11818612

**Push buttons digital electronic module.**  
For 5 single push buttons or 10 double push buttons.



### RAP-610D

11895710

**Long digital link cable.**  
To link 2 units of EL610D modules from different embedding boxes.



### CD-2Plus

11298020

**Gateway for connection to “Plus” digital systems.**  
Dimensions: 107(W) x 90(H) x 44(D) mm. (6 DIN).





## Push button panels

The components of audio and video systems with “GB2” digital installation use **2 unpolarized wires only** (no matter about the way they are connected), being possible the connection of **up to 128 apartment units**.

The main **electronic features** of the “GB2” digital installation modules are:

- Digital audio level adjustment without the need to open the door panel.
- Wide angle colour camera (104°, on EL632/GB2A module only) with electronic iris and intensity controlled light emitters through video signal processing.
- Removable terminal connector for easy wiring.
- Privacy on audio, video and door open progresses.
- Message broadcasting (language selectable) and coloured icons acknowledge the system status (call in progress, in communication, lock is activated or the system is busy).
- Two relay outputs with selectable activation time (1 to 99 seconds).
- Digital push buttons electronic modules. These modules are linked using small flat cables provided with the modules.

The **necessary components** for a system of these characteristics are:

- These panels allow configurations of **up to 128 push buttons**; in case of a higher number of apartments coded panels can be used.
- On **single building systems**, the maximum number of accesses (door panels) is four. In case of more than one door panel, use DP-GB2/A panel switcher.
- Use one EL642/GB2A (audio only) or EL632/GB2A (colour camera) sound module for each door panel. When systems with more than 2 push buttons, order as many EL606D or EL610D push buttons electronic modules as required for the panel to be used. In case of panels with more than one horizontal module, use one RAP-610D link cable for each additional horizontal module.
- Use apartment units according to the following rules:
  - Audio only systems with Nhea GB2 hands free audio unit or T-562 telephone. Use one FA-GB2/A power supply for up to 128 apartments. **It's required the use of D2L-GB2 video distributors for apartment units connection. The maximum number of units inside the same apartment is one.**
  - Video systems with Vesta 2 GB2 monitor. Use one FA-GB2/A power supply for up to 23 apartment units. In case of more apartment units, add one RD-GB2/A booster and one FA-GB2/A power supply for each group of 23 units. **The maximum number of units inside the same apartment is four.**
  - Video systems with Vesta 7 GB2 and Pentha GB2 monitors. Use one FA-GB2/A power supply for up to 18 apartment units. In case of more apartment units, add one RD-GB2/A booster and one FA-GB2/A power supply for each group of 18 units. **The maximum number of units inside the same apartment is four.**
- Use a **12V d.c. lock release** (page 92). Is it possible to use a.c. lock releases by using a TF-104 transformer.

### EL642/GB2A

11530140A

**Microprocessed sound module for audio panels.**  
Includes 2 push buttons.



### EL632/GB2A

11530162A

**Microprocessed sound module with colour camera.**  
Includes 2 push buttons.





## Push button panels

### EL606D

12010606



**Push buttons digital electronic module.**

For 3 single push buttons or 6 double push buttons.



### EL610D

11818612

**Push buttons digital electronic module.**

For 5 single push buttons or 10 double push buttons.



### RAP-610D

11895710

**Long digital link cable.**

To link 2 units of EL610D modules from different embedding boxes.



### DP-GB2/A

11560162A

**Switching unit for four door panels.**

Dimensions: 72(W) x 90(H) x 60(D) mm. (4 DIN).



### DP-CAM-GB2

11580261



**Interface for external analog camera.**

To be used with EL642/GB2A.

Dimensions: 45(W) x 45(H) x 15(D) mm.



### EL3002H/GB2

11503002



**Induction loop amplifier for N3002/AL and NX3002 blank modules.**





## Push button panels

The components of audio and video systems with “Plus” digital installation are fully compatible, allowing **any type of combination without the need to use switching units**: audio with video door panels, telephones with monitors, ...

The main **electronic features** of the “Plus” digital installation modules are:

- Sound module with independent door panel and monitor adjusting level volume.
- Wide angle (106°) colour camera (EL632/Plus module) with electronic iris and light emitters for night vision.
- Built in video transmitter module which allows the transmission of the video signal over either twisted pair or coaxial cable.
- Removable terminal connector for easy wiring.
- Privacy on audio, video and door open progresses.
- Acoustic acknowledgement signal at the door panel and coloured icons acknowledge the system status (call in progress, in communication, lock is activated or the system is busy).
- Selectable lock activation time.
- Digital push buttons electronic modules. These modules are linked using small flat cables provided with the modules.

The **necessary components** for a system of these characteristics are:

- These panels allow configurations of **up to 132 push buttons**; in case of a higher number of apartments coded panels can be used.
- On **buildings with one or several accesses, or residential condominiums with main entrance(s) door panel(s) and several internal buildings**, use one EL642/Plus (audio only) or EL632/Plus (colour camera) for each panel. When systems with more than 2 push buttons, order as many EL606D or EL610D push buttons electronic modules as required for the panel. In case of panels with more than one horizontal module, use one RAP-610D link cable for each additional horizontal module.
- In case of star wired door panels, the use of SU3-Plus switching unit would be recommended to save cable run. Use one switching unit for each group of three panels.
- Use “Plus” or “Uno” telephones or monitors (pages 69, 75 and 76) with the corresponding wall mounting connector. In case of twisted pair installation, an EL562 video receiver must be used on each monitor, with the exception of Szena Plus SE monitor. **The maximum number of units inside the same apartment without additional power supplies, is three.**
- **In case of systems containing “Uno” telephones**, the maximum number of units is reduced to 200, and the total length of the installation cannot be longer than 200 meters, measured from the door panel to the distant unit. To increase the number of units or to reach longer distances, use RD-Plus/Uno SE digital repeaters. In internal door panels of residential complexes, use one repeater on each panel containing “Uno” units.
- Use FA-Plus/C power supply on systems with 20 or less apartment units, or a FA-Plus power supply for each group of 50 apartment units. Use a FA-Plus/C power supply for slave panels of systems with several access door panels, and one for the entire amount of switching units.
- Use a **12V d.c. lock release** (page 92). Is it possible to use a.c. lock releases by using a TF-104 transformer.

### EL642/Plus

11817640

**Microprocessed sound module for audio panels.**  
Includes 2 push buttons.



### EL632/Plus

11817631

**Microprocessed sound module with colour camera.**  
Includes 2 push buttons.





## Push button panels

### EL606D

12010606



**Push buttons digital electronic module.**

For 3 single push buttons or 6 double push buttons.



### EL610D

11818612

**Push buttons digital electronic module.**

For 5 single push buttons or 10 double push buttons.



### RAP-610D

11895710

**Long digital link cable.**

To link 2 units of EL610D modules from different embedding boxes.



### CD-Nexa/BT

11798195



**Wireless programming interface.**

For door panels with access control through numeric keypad.

Dimensions: 45(W) x 45(H) x 15(D) mm.



### SU3-Plus

11705130

**Switching unit for three door panels.**

To be used when door panels are star wired.

Dimensions: 107(W) x 90(H) x 44(D) mm. (6 DIN).





## Push button panels

"IPlus" digital video system allows **any type of combination**.

The main **electronic features** of the "IPlus" digital installation modules are:

**Serverless system:** don't requires a computer connected to the network.

Supports Class A, Class B and Class C Ethernet networks.

On EL632/IP video module:

640 x 480 VGA camera with 120° wide angle lens and light emitters for night vision.

Video streaming at 25 fps, with adjustable bandwidth from 1Mb to 7Mb.

Picture snapshot during push button press, that is stored on the called monitor in case of no answer.

Video spy function, that can be used at the same time from 8 apartment units at each door panel.

Multichannel conversation: system never becomes busy.

Caller ID, to be shown on the monitor during call reception.

Audio level and microphone sensitivity regulation.

Privacy on audio, video and door open progresses.

Acoustic signals at the door panel to confirm the system status (call is in progress, called apartment is busy, lock is activated).

Each push button can call to one or several IP addresses (apartment units).

Calls can be transferred to a selectable IP address in case that called apartment doesn't reply or during a period of time.

Two potential free relay outputs for the connection of lock releases, with selectable lock activation time from 1 to 59 seconds.

The **necessary components** for a system of these characteristics are:

- Video panels allow configurations of **up to 120 push buttons (20 in case of audio panels)**. For higher number of apartments coded panel 7402/IP LCC can be used.
- Use one EL632/IP module for each video panel. When systems with more than 2 push buttons, order as many EL606D or EL610D push buttons electronic modules as required for the panel. In case of panels with more than one horizontal module, use one RAP-610D link cable for each additional horizontal module.
- Use one EL642/IP module for each audio panel. When systems with more than 2 push buttons, order as many EL610A push buttons electronic modules as required for the panel. In case of panels with more than one horizontal module, use one RAP-610A link cable for each additional horizontal module.
- Use Beoview 4 or Beoview 7 color monitors. On apartments where a monitor is not required, Nhea IP hands free audio unit can be used. **The maximum number of units inside the same apartment is eight.**
- **Panel is to be powered through a PoE switch. Use a power supply according with the lock release to be connected.**

**Is it possible to connect units in daisy chain configuration by using T-Switch.**

To program the system, "IPlus manager **free software**" is required.

**EL642/IP**

**NEW**

12180642

**IP sound module for audio panels.**

Includes 2 push buttons.

Up to 20 push buttons.



**EL632/IP**

12180632

**IP sound module with colour camera.**

Includes 2 push buttons.

Up to 120 push buttons.







## Push button panels

### EL606D

NEW

12010606

**Push buttons digital electronic module for EL632/IP.**  
For 3 single push buttons or 6 double push buttons.



### EL610A

11818610

**Push buttons analog electronic module for EL642/IP.**  
For 5 single push buttons or 10 double push buttons.



### EL610D

11818612

**Push buttons digital electronic module for EL632/IP.**  
For 5 single push buttons or 10 double push buttons.



### RAP-610A

11895610

**Long analog link cable.**  
To link 2 units of EL610A modules from different embedding boxes.



### RAP-610D

11895710

**Long digital link cable.**  
To link 2 units of EL610D modules from different embedding boxes.





## Coded panels

NEW

The components of audio and video systems with “GB2” digital installation use **2 unpolarized wires only** (no matter about the way they are connected). These panels can be programmed to be used on single buildings with one or several entrances and on main entrances of residential condominiums with up to 8 internal buildings, being possible the connection of **up to 256 apartment units**.

The main **electronic features** of the several modules required for a coded panel with “GB2” digital installation are:

**Sound modules** EL642/GB2A and EL632/GB2A are described on page 52.

Backlit **numeric keypad module** with stainless steel covered push buttons.  
Aluminium (N3301/GB2) and stainless steel (NX3301/GB2) versions.

**RFID reader and navigation module.**

Aluminium (N3401/GB2) and stainless steel (NX3401/GB2) versions.

Requires to be combined with EL3422/GB2 display module.

More than 300 Tagkey RFID tags can be stored. Requires TK3401/GB2 programming tag set.

EL3422/GB2 **3.5” TFT display module** (requires N3002/AL or NX3002 blank modules).

Selectable language.

System programming through the keypad or microSD card (requires Address Manager programming software for Windows®).

Two calling methods: direct entry of the apartment code or by searching the tenant name in the repertory.

Cyclic messages with instructions for use and system status are shown in the display.

40 access code of up to 12 digits for each relay.

The **necessary components** for a system of these characteristics are:

- Coded panels can manage of up to 256 apartments (128 in case of audio units).
- On **single building systems**, the maximum number of accesses (door panels) is four. In case of more than one door panel, use DP-GB2/A panel switcher.
- Use one EL642/GB2A (audio only) or EL632/GB2A (colour camera) sound module (page 52).
- Choose a calling method: numeric keypad module (N3301/GB2 or NX3301/GB2), display module (N3401/GB2 or NX3401/GB2 with EL3422/GB2) or the combination of both.
- Operating instructions and apartment codes are shown on the TFT display module; however, these informations can be directly consulted by adding informative modules N3002/AL or NX3002.
- Use apartment units according to the following rules:
  - Audio only systems with Nhea GB2 hands free audio unit or T-562 telephone. Use one FA-GB2/A power supply for up to 128 apartments. **It's required the use of D2L-GB2 video distributors for apartment units connection. The maximum number of units inside the same apartment is one.**
  - Video systems with Vesta 2 GB2 monitor. Use one FA-GB2/A power supply for up to 23 apartment units. In case of more apartment units, add one RD-GB2/A booster and one FA-GB2/A power supply for each group of 23 units. **The maximum number of units inside the same apartment is four.**
  - Video systems with Vesta 7 GB2 and Pentha GB2 monitors. Use one FA-GB2/A power supply for up to 18 apartment units. In case of more apartment units, add one RD-GB2/A booster and one FA-GB2/A power supply for each group of 18 units. **The maximum number of units inside the same apartment is four.**
- Use a **12V d.c. lock release** (page 92). Is it possible to use a.c. lock releases by using a TF-104 transformer.

**N3301/GB2**

11503301

**Numeric keypad module.**


For Nexa aluminium modular panel.

**NX3301/GB2**

11503302

**Numeric keypad module.**

For Nexa inox modular panel.






## Coded panels

### N3401/GB2

11503401

**RFID reader and navigation module.**  
For Nexa aluminium modular panel.



### NX3401/GB2

11503402

**RFID reader and navigation module.**  
For Nexa inox modular panel.



### EL3422/GB2

11503424

**3.5" TFT display module for N3002/AL and NX3002 blank modules.**



### DP-GB2/A

11560162A

**Switching unit for four door panels.**  
Dimensions: 72(W) x 90(H) x 60(D) mm. (4 DIN).



### DP-CAM-GB2

11580261

**Interface for external analog camera.**  
To be used with EL642/GB2A.  
Dimensions: 45(W) x 45(H) x 15(D) mm.



### EL3002H/GB2

11503002

**Induction loop amplifier for N3002/AL and NX3002 blank modules.**



### TK3401/GB2

11503422

**Programming tag set.**  
Includes 2 master tags and 5 user tags.



### TAGKEY

20740427

**Key holder tag for proximity reader.**





## Coded panels

The components of audio and video systems with “Plus” digital installation are fully compatible, allowing **any type of combination without the need to use switching units**: audio with video door panels, telephones with monitors, ... These panels can be programmed to be used on single buildings with one or several entrances and on main entrances of residential condominiums with several internal buildings.

The main **electronic features** of the several modules required for a coded panel with “Plus” digital installation are:

**Sound modules** EL642/Plus and EL632/Plus are described on page 54.

Backlit **numeric keypad module** with stainless steel covered push buttons.

Aluminium (N3301/AL) and stainless steel (NX3301) versions.

When not combined with display module, it maintain access control features described on page 48.

**Alphabetic keypad module** (letters A to L) with stainless steel covered push buttons.

Allows to assign one or several letters to the apartment calling code.

Requires to be combined with display module.

Aluminium (N3301A/AL) and stainless steel (NX3301A) versions.

128 x 64 dots OLED yellow **display module** with polycarbonate protection.

Aluminium (N3403/AL) or stainless steel (NX3403) versions.

System programming through the keypad, USB port or wireless (requires CD-Nexa/BT interface). Memedit programming software is available for Windows® and Android® based devices.

Transmission of the repertory content to other door panels and concierge units through the installation wires.

Selectable language.

Programmable lock release activation time between 0 and 99 seconds.

Two calling methods: direct entry of the apartment code or by searching the tenant name in the repertory.

Cyclic messages with instructions for use, time, user text and system status are shown in the display.

Automatic programming and code diagnostic of the apartment units.

Possibility to assign one access code for each repertory register.

Each access code can activate a different combination of relay outputs (up to three), and can be operated during one of the eight available time frames.

The **necessary components** for a system of these characteristics are:

- Coded panels can manage of up to 255,000 apartments in a total of 255 buildings with coded door panels (1,000 apartments on each building). In case that the internal buildings have push buttons panels, the maximum number of buildings is reduced to 127, and the number of apartments on each internal building will depend on the selected door panel.
- Use one EL642/Plus (audio only) or EL632/Plus (colour camera) sound module (page 54).
- Choose a calling method: numeric keypad module (N3301/AL or NX3301), display module (N3403/AL or NX3403) or the combination of both. When using display module, is it possible to also add alphabetic module or even standard push buttons modules (for direct call to specific apartments or concierge units).
- Operating instructions and apartment codes are shown on the LCD display; however, these informations can be directly consulted by adding informative modules N3002/AL or NX3002.
- Replicate the above selections for the rest of accesses.
- In case of star wired door panels, the use of SU3-Plus switching unit would be recommended to save cable run. Use one switching unit for each group of three panels.
- Use “Plus” or “Uno” telephones or monitors (pages 69, 75 and 76) with the corresponding wall mounting connector. In case of twisted pair installation, an EL562 video receiver must be used on each monitor, with the exception of Szena Plus SE monitor. **The maximum number of units inside the same apartment without additional power supplies, is three.**
- **In case of systems containing “Uno” telephones**, the maximum number of units is reduced to 200, and the total length of the installation cannot be longer than 200 meters, measured from the door panel to the distant unit. To increase the number of units or to reach longer distances, use RD-Plus/Uno SE digital repeaters. In internal door panels of residential complexes, use one repeater on each panel containing “Uno” units.
- Use FA-Plus/C power supply on systems with 20 or less apartment units, or a FA-Plus power supply for each group of 50 apartment units. Use a FA-Plus/C power supply for slave panels of systems with several access door panels, and one for the entire amount of switching units.
- Use a **12V d.c. lock release** (page 92). Is it possible to use a.c. lock releases by using a TF-104 transformer.



## Coded panels

### N3301/AL

11883301


**Numeric keypad module.**  
For Nexa aluminium modular panel.



### NX3301

11883302A


**Numeric keypad module.**  
For Nexa inox modular panel.



### N3403/AL

11883404


**Graphic display module.**  
For Nexa aluminium modular panel.



### NX3403

11883405A

**Graphic display module.**  
For Nexa inox modular panel.



### N3301A/AL

11885301


**Alphabetic module.**  
For Nexa aluminium modular panel.



### NX3301A

11886301A

**Alphabetic module.**  
For Nexa inox modular panel.



### CD-Nexa/BT

11798195

**Wireless programming interface.**  
For access control and system programming.  
Dimensions: 45(W) x 45(H) x 15(D) mm.



### SU3-Plus

11705130

**Switching unit for three door panels.**  
To be used when door panels are star wired.  
Dimensions: 107(W) x 90(H) x 44(D) mm. (6 DIN).





## Indoor panels

The main **mechanical features** of this panel are:

Front of 4mm. thick anodized aluminium.

Capacitive touch call button with light confirmation on push.

**Surface installation for indoors only.** Electrical embedding box is required.

**Dimensions:** 102(W) x 140(H) x 13(D) mm.

**Available in black finish under request.**

Other push buttons compositions for outdoor use are available with Rock Inox and Nexa modular panels.

Their main **electronic features** of this panel are:

**Serverless system:** don't requires a computer connected to the network. Supports Class A, Class B and Class C Ethernet networks.

640 x 480 VGA camera with 120° wide angle lens and light emitter for night vision.

Video streaming at 25 fps, with adjustable bandwidth from 1Mb to 7Mb. Picture snapshot during push button press, that is stored on the called monitor in case of no answer.

Video spy function can be used at the same time from 8 apartment units at each door panel.

Multichannel conversation: system never becomes busy.

Caller ID, to be shown on the monitor during call reception.

Audio level and microphone sensitivity regulation.

Privacy on audio, video and door open progresses.

Acoustic acknowledgement signal at the door panel confirming the call is in progress or the system is busy.

Push button can call to several IP addresses (apartment units).

Calls can be transferred to a selectable IP address in case that apartment unit called doesn't reply or during a period of time.

Potential free relay output for the connection of a lock release, with selectable lock activation time from 1 to 59 seconds.

Use Beoview 4 or Beoview 7 color monitors. On apartments where a monitor is not required, Nhea IP hands free audio unit can be used. **The maximum number of units inside the same apartment is eight.**

**Is it possible to connect units in daisy chain configuration by using T-Switch.**

**Panel is to be powered through a PoE switch. Use a power supply according with the lock release to be connected.**

To program the system, "IPlus manager software" will be required.

**PCM-1/AL**

12180201

**IP colour video door panel in aluminium colour.**

1 push button.

For indoor applications only.

Dimensions: 102(W) x 140(H) x 13(D) mm.

**PCM-1/BK**


12180202

**IP colour video door panel in black colour.**

1 push button.

For indoor applications only.

Dimensions: 102(W) x 140(H) x 13(D) mm.







There is no better prize for a product than to be selected by the customer. Thanks to the premium materials, aluminium and glass, and the incredible slim design, this private call module have been selected, by one of the world's most important fashion designers, as part of the interiors of the luxury residences at

**The World Towers project in Mumbai.**





TEKNA TELEPHONE	66
NHEA AUDIO UNITS	70
VESTA & PENTHA MONITORS	72
TEKNA MONITOR	75
SZENA MONITOR	76
BEOVIEW MONITORS	77
CONCIERGE UNITS	78
ACCESSORIES	80



The **main characteristics of T-500 AND T-510R telephones** with 4+n installation are:

- Casing manufactured in ABS RAL9003 white colour.
- Detachable telephone cord with connectors.
- Wall mounting with multiple fixing points.
- Electronic or buzzer call, according on the model.
- Lock release push button.

**Additional features on the T-510R model are:**

- Specially designed to replace other telephone models.
- Speaker and microphone adjusting level volume.
- High sensitivity electret microphone.

**The maximum number of units inside the same apartment is three.**



**T-500**

11205500

**Electronic call telephone.**  
Dimensions: 86(W) x 220(H) x 56(D) mm.



**T-510R**

11205510

**Electronic and buzzer call telephone.**  
Speaker and microphone with adjusting level volumes.  
Specially designed to replace other telephone models.  
Dimensions: 86(W) x 220(H) x 56(D) mm.



# APARTMENT UNITS · Tekna telephone



The **main characteristics of T-5720 and T-5822VD telephones** with 2 wires digital installation are:

- Casing manufactured in ABS RAL9003 white colour.
- Detachable telephone cord with connectors.
- Wall mounting with multiple fixing points.

- Privacy on audio and door open progresses.
- Input for door bell apartment push button.
- Different call reception tones depending where the call is coming from.
- Use the lock release push button to call to the concierge unit.
- Background tones in the telephone handset confirm that outgoing calls are in progress.
- Output for connection of a S-45 call repeater.

**Additional features on the T-5822VD model are:**

- Two positions call volume regulator with on-off function.
- Additional push button that can be used as potential free contact or to activate a SAR-2Plus digital relay unit.

**The maximum number of units inside the same apartment is two, in case of T-5720 telephone, and three in case of T-5822VD telephone.**



## T-5720

11205720

**Digital telephone.**

Electronic call.  
Basic features.  
Dimensions: 86(W) x 220(H) x 56(D) mm.



## T-5822VD

11205533

**Digital telephone.**

Electronic call.  
Extra features.  
Dimensions: 86(W) x 220(H) x 56(D) mm.





The **main characteristics of T-562 telephone** with 2 wires “GB2” digital installation are:

- Casing manufactured in ABS RAL9003 white colour.
- Detachable telephone cord with connectors.
- Wall mounting with multiple fixing points.

- Unit programming through dip-switch.
- Privacy on audio and door open progresses.
- Input for door bell apartment push button.
- Different call reception tones depending where the call is coming from.
- Two positions call volume regulator with on-off function.
- Possibility to automatically activate the lock when a call is received.
- Additional push button can be used to activate a second lock connected to the door panel, to intercom within the same apartment and to activate the staircase lights when using a SAR-GB2 digital relay unit.
- Output for activation of a SAR-12/24 relay unit during call reception.

**It's required the use of D2L-GB2 video distributors for apartment units connection (page 81).**

Compatible with “GB2” units of this chapter (pages 70, 71, 72 and 74).  
**The maximum number of units inside the same apartment is one (audio installations only), or four in case of mixed installations with video apartment units.**



## T-562

11520162

### Digital telephone.

- Electronic call.
- Extra features.
- Dimensions: 86(W) x 220(H) x 56(D) mm.





# APARTMENT UNITS · Tekna telephone



The **main characteristics of T-540 Uno and T-540 Plus telephones** with 4 wires “Plus” digital installation are:

- Casing manufactured in ABS RAL9003 white colour.
- Detachable telephone cord with connectors.
- Wall mounting with multiple fixing points.

- Privacy on audio and door open progresses.
- Input for door bell apartment push button.
- Different call reception tones depending where the call is coming from.
- Uses the lock release push button to call to the concierge unit.
- Background tones in the telephone handset confirm that outgoing calls are in progress.

### Additional features on T-540 Plus model:

- Two positions electronic call volume regulator with on-off function.
- Additional push button with one of the followings selectable functions:
  - Activation of auxiliary devices using SAR-12/24 relay units.
  - Intercommunication between two “Plus” units in the same apartment.
  - Panic call to the concierge unit and connection to a second concierge.
- Output for activation of a SAV-90 call repeater or a SAR-12/24 relay unit during call reception.

Compatible with “Plus” monitors of this chapter (page 75 and 76).  
**The maximum number of units inside the same apartment, without additional power supplies, is three.**

**In case of systems containing “Uno” telephones**, the maximum number of units is reduced to 200, and the total length of the installation cannot be longer than 200 meters, measured from the door panel to the distant unit. To increase the number of units or to reach longer distances, use RD-Plus/Uno SE digital repeaters. In internal door panels of residential complexes, use one repeater on each panel containing “Uno” units.



### T-540 Uno SE

11705540A

#### Digital telephone.

Electronic call.  
 Basic features.  
 Dimensions: 86(W) x 220(H) x 56(D) mm.



### T-540 Plus

11705545

#### Digital telephone.

Electronic call.  
 Extra features.  
 Dimensions: 86(W) x 220(H) x 56(D) mm.







The **main characteristics of Nhea GB2 hands free audio unit** with 2 wires “GB2” digital installation are:

- Casing manufactured in polished ABS white colour.
- Capacitive touch buttons with acoustic confirmation on press.
- Surface installation of 19mm. depth only.

- Unit programming through dip-switch.
- Full duplex audio communication.
- Privacy on audio and door open progresses.
- Do not disturb function with light indication.
- Input for door bell apartment push button.
- Different call reception tones depending where the call is coming from.
- Two positions call volume and audio level regulators.
- Intercommunication with other “GB2” monitors in the same apartment.
- Additional push button can be used to activate a second lock connected to the door panel and to activate the staircase lights when using a SAR-GB2 digital relay unit.

**It's required the use of D2L-GB2 video distributors for apartment units connection.**

Compatible with “GB2” units of this chapter (pages 70, 71, 72 and 74).  
**The maximum number of units inside the same apartment is one (audio installations only), or four in case of mixed installations with video apartment units.**



## NHEA GB2

11520140

**Hands free digital audio unit.**  
 Surface installation.  
 Includes mounting connector.  
 Dimensions: 90(W) x 138(H) x 19(D) mm.



# APARTMENT UNITS · Nhea hands free



The **main characteristics of Nhea IP hands free audio unit** with “iPlus” digital installation are:

Casing manufactured in polished ABS white colour.  
 Capacitive touch buttons with acoustic confirmation on press.  
 Surface installation of 19mm. depth only. Electrical embedding box is always required.

**Serverless system:** don't requires a computer connected on the network.  
 Supports Class A, Class B and Class C Ethernet networks.  
 Easily upgradeable firmware, being possible to add new or under request features over already installed systems.  
 Full duplex audio communication with echo cancelling processor.  
 Privacy on audio and door open progresses.  
 Call volume regulation.  
 Do not disturb function with light indication.  
 Input for door bell apartment push button.  
 Different call reception tones depending where the call is coming from.  
 Connection to one concierge unit with panic call facility.  
 Relay output for connection of a call repeater.

Compatible with Beoview 4 and Beoview 7 monitors.

**The maximum number of units inside the same apartment is eight.**

**Apartment units are to be connected to a PoE switch output or to a PoE injector.** Maximum consumption is 3W.



## NHEA IP

12140140

**Hands free digital audio unit.**  
 Surface installation.  
 Includes mounting connector.  
 Dimensions: 90(W) x 138(H) x 19(D) mm.





The **main characteristics of Vesta 2 hands free monitor** with 2 wires “GB2” digital installation are:

- Casing manufactured in polished ABS white colour.
- Acrylic glass for TFT protection.
- 4.3” colour TFT LCD screen.
- Capacitive touch buttons with acoustic confirmation on press.
- Surface installation of 19mm. depth only.

- Multi language graphic user interface.
- Monitor programming through dip-switch.
- Full duplex audio communication.
- Privacy on audio, video and door open progresses.
- Do not disturb function with light indication.
- Possibility to automatically activate the lock when a call is received.
- Video spy and auto switch-on functions of up to four door panels.
- Input for door bell apartment push button.
- Different call reception tones depending where the call is coming from.
- Output for activation of a SAR-12/24 relay unit during call reception.
- Control of auxiliary devices, like staircase lights, using SAR-GB2 digital relay units.
- Possibility to patrol four external cameras, using DQ-CAM-GB2 switching unit.
- Possibility to transfer door panel calls to a telephone number using GSM-GB2 (GSM network) telephone interface.
- Intercommunication with other monitors in the same apartment (not selective) and with monitors from other apartments.

**Vesta 2 GB2/H** monitor is built in induction loop amplifier, that allows hearing impaired users to activate “T” mode on their hearing aid.

Use D2L-GB2 video distributors, according to the wiring run.

Compatible with “GB2” monitors and telephones of this chapter (pages 68, 70, 73 and 74). **The maximum number of units inside the same apartment is four.**

## VESTA 2 GB2

11510139A

- 4.3” hands free colour monitor.**
- Surface installation.
- Includes mounting connector.
- Dimensions: 138(W) x 138(H) x 19(D) mm.



## VESTA 2 GB2/H

11510239A

- 4.3” hands free colour monitor.**
- Built in induction loop amplifier.
- Surface installation.
- Includes mounting connector.
- Dimensions: 138(W) x 138(H) x 19(D) mm.





The **main characteristics of Vesta 7 hands free monitor** with 2 wires “GB2” digital installation are:

- Casing manufactured in polished ABS white colour.
- Acrylic glass for TFT protection.
- 7” colour TFT LCD screen.

- Capacitive touch buttons with acoustic confirmation on press.

- Surface installation of 19mm. depth only.

- Multi language graphic user interface.

- Monitor programming through dip-switch.

- Full duplex audio communication.

- Privacy on audio, video and door open progresses.

- Do not disturb function with light indication.

- Video spy and auto switch-on functions of up to four door panels.

- Input for door bell apartment push button.

- Different call reception tones depending where the call is coming from.

- Output for activation of a SAR-12/24 relay unit during call reception.

- Control of auxiliary devices, like staircase lights, using SAR-GB2 digital relay units.

- Possibility to patrol four external cameras, using DQ-CAM-GB2 switching unit.

- Intercommunication with other monitors in the same apartment (not selective) and with monitors from other apartments.



**Vesta 7 GB2/H** monitor is built in induction loop amplifier, that allows hearing impaired users to activate “T” mode on their hearing aid.

Use D2L-GB2 video distributors, according to the wiring run.

Compatible with “GB2” monitors and telephones of this chapter (pages 68, 70, 72 and 74). **The maximum number of units inside the same apartment is four.**

## VESTA 7 GB2

11510140

### 7” hands free colour monitor.

Surface installation.

Includes mounting connector.

Dimensions: 210(W) x 138(H) x 19(D) mm.



## VESTA 7 GB2/H

11510141

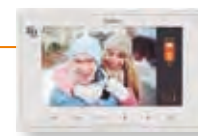
### 7” hands free colour monitor.

Built in induction loop amplifier.

Surface installation.

Includes mounting connector.

Dimensions: 210(W) x 138(H) x 19(D) mm.





**NEW**

The **main characteristics of Pentha hands free monitor** with 2 wires “GB2” digital installation are:

- Front of tempered glass in white finish.
- Rear casing manufactured in ABS white colour.
- 7” colour TFT LCD with capacitive touch screen.
- Surface installation of 23mm. depth only.

- Multi language graphic user interface.
- Monitor programming through dip-switch.
- Full duplex audio communication.
- Privacy on audio, video and door open progresses.
- Do not disturb function with light indication.
- Possibility to automatically activate the lock when a call is received.

- Video spy and auto switch-on functions of up to four door panels.

- Selectable aspect ratio of the picture: 4:3 or 16:9.

- Internal memory for picture recording (up to 118 images).

- Micro SD slot for up to 32Gb external card, allowing video recording instead of static picture.

- When not at home, it’s possible to leave a message for the visitors and vice versa.

- Input for door bell apartment push button.

- Customizable call reception tones depending where the call is coming from.

- Output for activation of a SAR-12/24 relay unit during call reception.

- Control of auxiliary devices, like staircase lights, using SAR-GB2 digital relay units.

- Possibility to patrol four external cameras with quad viewing, using DQ-CAM-GB2 switching unit.

- Possibility to transfer door panel calls to a telephone number using GSM-GB2 (GSM network) telephone interface.

- Intercommunication with other monitors in the same apartment (not selective) and with monitors from other apartments.

- Text messenger service between apartments.



**Pentha GB2/H** monitor is built in induction loop amplifier, that allows hearing impaired users to activate “T” mode on their hearing aid.

Use D2L-GB2 video distributors, according to the wiring run.

Compatible with “GB2” monitors and telephones of this chapter (pages 68, 70, 72 and 73). **The maximum number of units inside the same apartment is four.**

**PENTHA GB2**

11510241

**7” hands free colour monitor.**

- Surface installation.
- Includes mounting connector.
- Dimensions: 235(W) x 140(H) x 23(D) mm.



**PENTHA GB2/H**

11510242

**7” hands free colour monitor.**

- Built in induction loop amplifier.
- Surface installation.
- Includes mounting connector.
- Dimensions: 235(W) x 140(H) x 23(D) mm.



# APARTMENT UNITS · Tekna monitor



The **main characteristics of Tekna monitors** with “Plus” digital installation of CAT5 or 3 wires + coaxial cable are:

- Casing manufactured in ABS RAL9003 white colour.
- 3,5” colour TFT LCD screen.
- Brightness and color adjustments.
- Detachable telephone cord with connectors.
- RJ-45 connector additional connector for CAT5 wiring.
- Surface installation through wall mounting connector.


- Dip switch for alternative programming.
- Privacy on audio, video and door open progresses.
- On-Off push button with light indicator.
- Video spy and auto switch-on functions.
- Input for EL562 receiver module, that allows video signal reception through a twisted pair wires, replacing the coaxial cable.
- Input for door bell apartment push button.
- Different call reception tones depending where the call is coming from.
- Three positions call volume regulator.
- Uses the lock release push button to call to the concierge unit.
- Panic call to the concierge unit and connection to a second concierge.
- Background tones in the telephone handset confirm outgoing calls are in progress.
- Output for activation of a SAV-90 call repeater or a SAR-12/24 relay unit during call reception.
- Two programmable buttons for the activation of auxiliary devices (second camera, lights, ...), using SAR-12/24 relay units.
- Selectable intercommunication between Tekna Plus SE Color units (up to five) in the same apartment.
- During intercom function, call from the door panel can be attended.

Use RCTK-PLUS wall mounting connector.

Use D4L-Plus/RJ45 or D6L-Plus/2H video distributors in case of CAT5 installation or D4L-Plus video distributors in case of coaxial cable installations, according to the wiring run.

Compatible with “Plus” and “Uno” monitors and telephones of this chapter (pages 69 and 76). **The maximum number of units inside the same apartment, without additional power supplies, is three.**

**In case of systems containing “Uno” telephones**, the maximum number of units is reduced to 200, and the total length of the installation cannot be longer than 200 meters, measured from the door panel to the distant unit. To increase the number of units or to reach longer distances, use RD-Plus/Uno SE digital repeaters. In internal door panels of residential complexes, use one repeater on each panel containing “Uno” units.



## TEKNA PLUS SE COLOR

11742105

- 3.5” handset colour monitor.**
- Requires RCTK-Plus wall mounting connector.
- Dimensions: 200(W) x 220(H) x 54(D) mm



## RCTK-PLUS

11784089

- Wall mounting connector for Tekna Plus Color SE monitor.**



## EL562

11780562

- Video receiver module.**
- Video signal reception over twisted pair.
- Delivered in 5 units package only







The **main characteristics of Szena hands free monitor** with “Plus” digital installation of CAT5 or 3 wires + coaxial cable:

- Casing manufactured in polished ABS black colour.
- Removable front covers delivered in black and white colours.
- 3.5” colour TFT LCD screen.
- Surface installation of 35mm. depth only, or embedded installation of 11mm. depth only. On both cases a mounting connector is required.
- On Screen Display menu allowing the user to adjust picture parameters (brightness, contrast and colour) and communication parameters (bidirectional audio levels and call volume regulation). Monitor programming can be done through this menu also.
- Full duplex audio communication. On noisy environments the monitor can be switched to PTT mode (push to talk, release to listen).
- Privacy on audio, video and door open progresses.
- On-Off push button with light indicator.
- Video spy and auto switch-on functions.
- Input for door bell apartment push button.
- Different call reception tones depending where the call is coming from.
- Uses the lock release push button to call to the concierge unit.
- Panic call to the concierge unit and connection to a second concierge.
- Background tones confirm that outgoing calls are in progress.
- Output for activation of a SAV-90 call repeater or a SAR-12/24 relay unit during call reception.
- Activation of auxiliary devices (second camera, lights, ...), using SAR-12/24 relay units.
- Intercommunication between two “Plus” units in the same apartment.
- During intercom function, call from the door panel can be attended.

Use RC-Szena mounting connector. If the monitor is to be embedded in the wall, use CE-Szena embedding box too.

Use D4L-Plus/RJ45 or D6L-Plus/2H video distributors in case of CAT5 installation or D4L-Plus video distributors in case of coaxial cable installations, according to the wiring run.

Compatible with “Plus” and “Uno” monitors and telephones of this chapter (pages 69 and 75). **The maximum number of units inside the same apartment, without additional power supplies, is three.**

**In case of systems containing “Uno” telephones**, the maximum number of units is reduced to 200, and the total length of the installation cannot be longer than 200 meters, measured from the door panel to the distant unit. To increase the number of units or to reach longer distances, use RD-Plus/Uno SE digital repeaters. In internal door panels of residential complexes, use one repeater on each panel containing “Uno” units.



## SZENA PLUS SE

11784026B

- 3.5” hands free colour digital monitor.**
- Surface installation.
- Requires RC-SZENA mounting connector.
- Dimensions: 97(W) x 207(H) x 35(D) mm.



## RC-SZENA

11784089

**Wall mounting connector for Szena monitor.**







The **main characteristics of Beoview hands free monitors** with “iPlus” digital installation are:

- Front of tempered glass in black finish.
- Anodized aluminium sides.
- Rear casing manufactured in ABS black colour.
- 4.3” or 7” colour TFT LCD with capacitive touch screen.
- Surface installation of 13mm. depth only.
- Electrical embedding box or surface box (page 75) are always required.



- Serverless system:** don't requires a computer connected on the network.
- Supports Class A, Class B and Class C Ethernet networks.
- Easily upgradeable firmware, being possible to add new or under request features over already installed systems.
- Intuitive graphic user interface.
- On screen labelling, showing information of the calling panel or apartment.
- Real time video streaming.
- Full duplex audio communication with echo cancelling processor.
- Privacy on audio, video and door open progresses.
- Call volume regulation.
- Do not disturb function and microphone mute with light indication.
- Video spy and auto switch-on functions of all panels being able to call the monitor. Up to 8 monitors can be simultaneously tracking the same panel.
- Picture memory of missed calls, with time and date stamp. Missed intercom calls are also stored.
- Programmable input for door bell apartment push button or alarm connection that sends a panic message to the concierge units.
- Connection to unlimited concierge units with panic call facility.
- Different call reception tones depending where the call is coming from.
- Voltage output for connection of a call repeater.
- Intercommunication between all / selected apartment units on the system.
- Messenger service with four priority levels. Any existing computer on the network, or remotely through VPN connection, can send text messages to all / selected monitors.

**Is it possible to connect units in daisy chain configuration by using T-Switch.**

**Apartment units are to be connected to a PoE switch output or to a PoE injector.** Maximum consumption is 6W, in case of Beoview 7, and 4W in case of Beoview 4.

Compatible with Nhea IP audio unit. **The maximum number of units inside the same apartment is eight.**

## **BEOVIEW 4**

12150400

### **4.3” hands free colour monitor.**

- Surface installation.
- Includes mounting connector.
- Dimensions: 156(W) x 102(H) x 13(D) mm.



## **BEOVIEW 7**

12150770

### **7” hands free colour monitor.**

- Surface installation.
- Includes mounting connector.
- Dimensions: 220(W) x 134(H) x 13(D) mm.





The **main characteristics of CETK-590 Plus concierge unit** with “Plus” digital installation are:

- Casing manufactured in ABS RAL9003 white colour.
- 3,5” colour TFT LCD screen.
- Brightness and color adjustments.
- Laser engraved touch keypad with acoustic acknowledgement signal on push.
- Detachable telephone cord with connectors.
- Surface installation through wall mounting connector.

- Selectable language.
- Privacy on audio, video and door open progresses.
- On-Off push button with light indicator.
- Electronic lock that requires a PIN code to switch the concierge unit on.
- Video spy and auto switch-on functions.
- A camera can be assigned to the concierge unit, that will be displayed on the apartment monitor during conversation with the concierge.
- Three positions call volume regulator.

Input for EL562 receiver module, that allows video signal reception through a twisted pair wires, replacing the coaxial cable.

Connection to a secondary concierge unit with intercommunication function. During intercom function, calls from the door panel can be attended.

Management of up to 255,000 apartments in a total of 255 buildings with coded door panels (1,000 apartments on each building).

System programming through the keypad or USB port. Memedit programming software is available for Windows® and Android® based devices.

Transmission of the repertory content to other coded door panels or concierge units through the installation wires.

Background tones in the handset confirm the call status. This information is also shown on the screen.

Two calling methods: direct entry of the apartment code or by searching the tenant name in the repertory.

Display messages with system status, miss calls with time and calling apartment details, ...

Door panel call capture, being possible to transfer it to the apartment; during the conversation between the concierge and the tenant, the door panel remains on hold and the door panel picture is displayed on the apartment unit.

Output for activation of a SAV-90 call repeater or a SAR-12/24 relay unit during call reception.

Activation of auxiliary devices (second camera, lights, ...) using a SAR-12/24 relay unit or through potential free contact output.

Use RCTK-Plus wall mounting connector.

## CETK-590 PLUS

11769715


**Concierge unit for audio and video systems.**  
Requires RCTK-Plus wall mounting connector.  
Dimensions: 200(W) x 220(H) x 54(D) mm



## RCTK-PLUS

11784089

**Wall mounting connector for CETK-590 Plus concierge.**



## EL562

11780562

**Video receiver module.**  
Video signal reception over twisted pair.  
Delivered in 5 units package only





NEW

The **main characteristics of Beoview concierge unit** with “iPlus” digital installation are:

- Front of tempered glass in black finish.
- Handset, casing and table stand entirely made of black anodized aluminium.
- 7” colour TFT LCD with capacitive touch screen.

**Serverless system:** don’t requires a computer connected on the network.

- Supports Class A, Class B and Class C Ethernet networks.
- Easily upgradeable firmware, being possible to add new or under request features over already installed systems.
- Intuitive graphic user interface.

On screen labelling, showing information of the calling panel or apartment.

- Real time video streaming.
- Privacy on audio, video and door open progresses.
- Call volume regulation.

Video spy and auto switch-on functions of all panels being able to call the concierge unit.

Picture memory of missed calls, with time and date stamp.

Two calling methods: direct entry of the apartment code through the virtual keypad or by searching the tenant name in the repertory.



**Is it possible to connect units in daisy chain configuration by using T-Switch.**

**Concierge units are to be connected to a PoE switch output or to a PoE injector.** Maximum consumption is 6W.

## BEOVIEW 7 PORTER

12150770

**Concierge unit for audio and video systems.**

Includes table stand.

Dimensions: 265(W) x 185(H) x 158(D) mm.





**S-8**

11290080

**Call repeater.**

For 4+n installation telephones with electronic call.  
Dimensions: 82(W) x 82(H) x 42(D) mm.



**S-4**

11290040

**Call repeater.**

For 4+n installation telephones with buzzer call.  
Dimensions: 82(W) x 82(H) x 42(D) mm.



**R-8**

11291080

**Call repeater.**

For 4+n installation telephones with electronic call.  
To activate auxiliary devices (bells, lights, ...).  
Dimensions: 82(W) x 82(H) x 42(D) mm.



**IT-4N**

11384024

**PSTN telephone interface.**

For systems with 4+n installation.  
For systems with "Plus" digital installation requires to be combined with CD-PLUS/4N (page 83).  
Requires TF-104 transformer (page 88).  
Dimensions: 178(W) x 90(H) x 60(D) mm. (10 DIN).



**S-45**

11290045

**Call repeater.**

For T-5720 and T-5822VD telephones.  
Dimensions: 82(W) x 82(H) x 42(D) mm.



**SAR-2PLUS**

11790020

**Digital relay unit.**

For systems with "2Plus" digital installation.  
To activate auxiliary devices (bells, lights, ...).  
Dimensions: 72(W) x 90(H) x 44(D) mm. (4 DIN).




**D2L-GB2**

11550162

**Video distributor.**

 2 outputs.  
 Dimensions: 40(W) x 40(H) x 20(D) mm.

**SAR-GB2**

11590100

**Digital relay unit.**

 For lock remote and staircase light activation.  
 Dimensions: 40(W) x 40(H) x 20(D) mm.

**RD-GB2/A**

11550262A

**Booster unit.**

 Increases system distances and units capability.  
 Dimensions: 72(W) x 90(H) x 60(D) mm. (4 DIN).

**DQ-CAM-GB2**

11580263

**Quad switching unit.**

 Four inputs for analogue cameras.  
 Dimensions: 72(W) x 90(H) x 60(D) mm. (4 DIN).

NEW


**GSM-GB2**

11560262


**GSM telephone interface.**

 Includes indoor antenna and network tester.  
 Dimensions: 72(W) x 90(H) x 60(D) mm. (4 DIN).

**SUP-GB2**

11592750

**Surface box for Vesta 2 monitor.**

 When installing monitors without electrical embedding box.  
 Dimensions: 118(W) x 83(H) x 10(D) mm.




**MAC-M1-GB2/A**

11595101A

**NEW**

**Replacement frame for Vesta 2 monitor.**

Covers the existing hole from old telephones.  
Dimensions: 138(W) x 240(H) mm.



**MAC-M2-GB2/A**

11595102A

**NEW**

**Replacement frame for GB2 monitors.**

Covers the existing hole from old monitors.  
Dimensions: 210(W) x 230(H) mm.



**D4L-PLUS**

11788994

**Coaxial video distributor.**

4 outputs.  
Dimensions: 87(W) x 60(H) x 29(D) mm.



**D4L-PLUS/RJ45**

11788996

**NEW**

**Twisted pair video distributor.**

4 outputs with RJ45 connector.  
Dimensions: 72(W) x 90(H) x 30(D) mm. (4 DIN).



**D6L-PLUS/2H**

11798180

**Twisted pair video distributor.**

6 outputs.  
Dimensions: 120(W) x 80(H) x 37(D) mm.



**EL564**

11798564

**Video transceiver.**

Converts from coax to twisted pair and vice versa.  
Dimensions: 72(W) x 90(H) x 44(D) mm. (4 DIN).




**SAV-90**

11758990

**Call repeater.**

For T-540 Plus telephone and CETK-590 Plus concierge unit.  
For Szena Plus SE and Tekna Plus SE Color monitors.  
Dimensions: 82(W) x 82(H) x 42(D) mm.


**CD-PLUS/4N**

11798196

**Gateway.**

For connection of “Uno and Plus” units to IT-4N interface (page 80).  
Dimensions: 107(W) x 90(H) x 44(D) mm. (6 DIN).


**RD-PLUS/UNO SE**

11798200

**Digital repeater.**

For “Uno” systems with more than 200 apartment units or meters.  
Dimensions: 107(W) x 90(H) x 44(D) mm. (6 DIN).


**LCU-10/PLUS**

11780610

**Lift controller interface.**

For systems with “Plus” digital installation.  
10 NO or NC relays output.  
Dimensions: 178(W) x 90(H) x 60(D) mm. (10 DIN).


**MAC-SHPL**

11792075

**Replacement frame.**

Covers the existing hole from old monitors.  
Suitable for Tekna Plus SE Color monitor.  
Dimensions: 250(W) x 257(H) mm.


**CE-SZENA**

11790230

**Embedding box for Szena monitor.**

Dimensions: 87(W) x 190(H) x 42(D) mm.







**PCAM/LCC**

12180210



**Colour camera for Beoview 7 Porter concierge unit.**

Requires bracket for wall or ceiling mounting.  
Dimensions: 94(W) x 140(H) x 21(D) mm.



**C122**

12180022

**Digital relay unit.**

For systems with “iPlus” digital installation.  
2 relay outputs and 2 relay inputs.  
Dimensions: 72(W) x 90(H) x 44(D) mm. (4 DIN).



**C108**

12180008

**Lift controller interface.**

For systems with “iPlus” digital installation.  
8 relay outputs.  
Dimensions: 72(W) x 90(H) x 44(D) mm. (4 DIN).



**BW-14**

31610014

**Swivel bracket for PCAM/LCC camera.**

Adjustable length.



**SUP-M4**

12196400

**Surface box for Beoview 4 hands free IP monitor.**

When installing monitors without electrical embedding box.  
Dimensions: 118(W) x 83(H) x 31(D) mm.



**SUP-M700**

12196700

**Surface box for Beoview 7 hands free IP monitor.**

When installing monitors without electrical embedding box.  
Dimensions: 186(W) x 115(H) x 31(D) mm.



## Miscellaneous

### SAR-12/24


11291012

#### Relay unit.

12 to 24Va.c. or d.c. input.

To activate auxiliary devices (bells, lights, ...).

Dimensions: 72(W) x 90(H) x 44(D) mm. (4 DIN).



### MAC-500

11298500

#### Replacement frame.

Covers the existing hole from old telephones.

For Tekna 500 Series telephones.

Dimensions: 110(W) x 265(H) mm.



### SOB-UNI

12192202

#### Table stand.

For any of the apartment units shown along this catalogue.

Dimensions: 160(W) x 175(H) x 140(D) mm.




### SOB-UNI CABLE

12192201

#### Cable for SOB-UNI desktop mounting kit.

Includes 2 meters of CAT5 cable with RJ45 connectors and wall box.





POWER SUPPLIES	88
LOCK RELEASES	90
CABLES	94
ISOLATING GEL	94
ETHERNET DEVICES	95

## Power supplies

The **main characteristics of power supplies and transformers** for audio and video systems are:

In compliance with low voltage directives and electromagnetic compatibility directives.

Short circuit and overload protections (except on TF-104).

Installation over DIN 46277 guide or surface mounting with screws.

### TF-104.

For audio systems with 4+n installation.

### FA-GB2/A.

For "GB2" audio or video digital systems.

### FA-805.

For "Plus" video digital systems for villas.

### FA-Plus/C.

For "2Plus" audio digital systems with no dependence on the number of apartments.

For each group of 20 apartments of "Plus" audio or video digital systems. To be used on slave panels and main entrance panels of residential condominiums of the above digital systems.

### FA-Plus.

For audio and video systems with "Plus" digital installation with more than 20 apartments and up to a maximum of 50 units.

### MDR-100/48.

For audio and video systems with "iPlus" digital installation with units connected in daisy chain configuration of up to 16 units.  
To be used with T-Switch and P-Switch devices.



### TF-104

20691040

#### Transformer.

12V a.c. output. 230V a.c. / 18VA input.

Dimensions: 52(W) x 90(H) x 60(D) mm. (3 DIN).



### FA-PLUS/C

11705107

#### Power supply.

18V d.c. output. 110 and 230V a.c. / 30VA input.

Dimensions: 107(W) x 90(H) x 62(D) mm. (6 DIN).



## ACCESSORIES



## Power supplies

**FA-GB2/A**

11540162A

**Power supply.**

 26V d.c. output. 110 to 240V a.c. / 40VA input.  
 Dimensions: 140(W) x 90(H) x 60(D) mm. (8 DIN).

**FA-805**

11704805

**Power supply.**

 12V a.c. and 18V d.c. outputs. 110 and 230V a.c. / 25VA input.  
 Dimensions: 107(W) x 90(H) x 62(D) mm. (6 DIN).

**FA-PLUS/C**

11705107

**Power supply.**

 18V d.c. output. 110 and 230V a.c. / 30VA input.  
 Dimensions: 107(W) x 90(H) x 62(D) mm. (6 DIN).

**FA-PLUS**

11705109

**Power supply.**

 18V d.c. output. 110 to 230V a.c. / 72VA input.  
 Dimensions: 178(W) x 90(H) x 60(D) mm. (10 DIN).

**MDR-100/48**

12105148

**Power supply.**

 48V d.c. output. 85 to 264V a.c. / 96VA input.  
 Dimensions: 55(W) x 90(H) x 100(D) mm. (3 DIN).


# Lock releases

The **main characteristics of the lock releases** are:

Casing manufactured in 2mm. thick pressure injected light alloy.  
 Reduced height of the mechanism size on P models: 67 mm.  
 instead of 90 mm.

**Adjustable bolt on all models, allowing 3 mm. precision.**

Unlock function on E models, which allows to open the door when pushed at any moment.

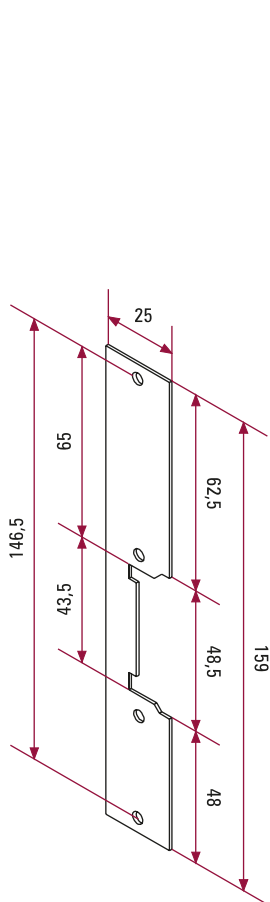
**Two types of mechanic operation:**

**Standard**, which only enables the door to be opened while the lock release push button of the apartment unit is pressed. On systems with digital installation, the lock release is activated during a period of time with just one push.

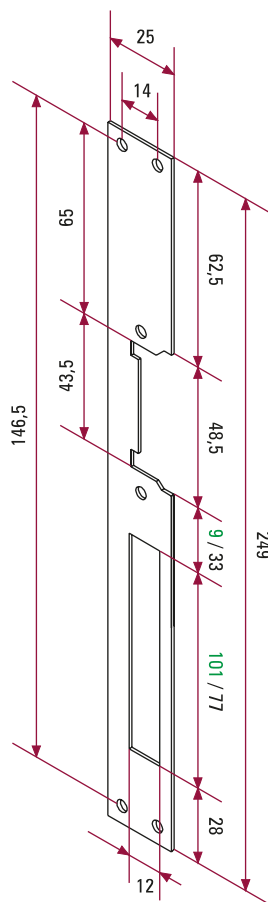
**Automatic**, which enables the door to be opened with only pressing once the lock release push button of the apartment unit. The door is locked again when closed.

Operation voltage from 8 to 12V a.c. ( 750mA consumption) or d.c.  
 (DC models, 300mA consumption). UNI models operates in either a.c.  
 or d.c. voltage.

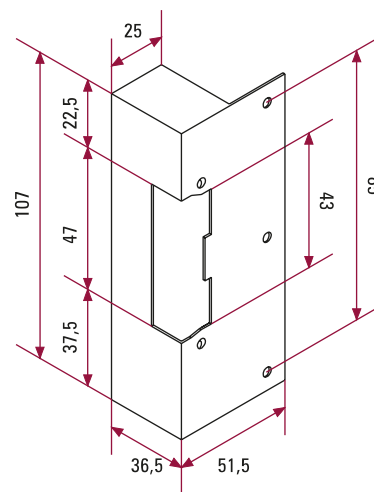
**Dimensions shown in green correspond to reduced mechanism size lock releases (P models).** Dimensions are shown in millimetres.



Medium size shield



Long size shield



Surface shield



## a.c. lock releases

<b>CV-14</b>	20600140
<b>Standard a.c. lock release with medium size shield.</b>	
<b>CV-14E</b>	20600141
<b>Standard a.c. lock release with medium size shield.</b> Unlock function.	
<b>CV-14P</b>	20600142
<b>Standard a.c. lock release with medium size shield.</b> Reduced mechanism size.	
<b>CV-14EP</b>	20600143
<b>Standard a.c. lock release with medium size shield.</b> Unlock function. Reduced mechanism size.	
<b>CV-14L</b>	20620140
<b>Standard a.c. lock release with long size shield.</b>	
<b>CV-14EL</b>	20620141
<b>Standard a.c. lock release with long size shield.</b> Unlock function.	
<b>CV-14LP</b>	20620142
<b>Standard a.c. lock release with long size shield.</b> Reduced mechanism size.	
<b>CV-14ELP</b>	20620143
<b>Standard a.c. lock release with long size shield.</b> Unlock function. Reduced mechanism size.	
<b>CV-24</b>	20600240
<b>Automatic a.c. lock release with medium size shield.</b>	
<b>CV-24E</b>	20600241
<b>Automatic a.c. lock release with medium size shield.</b> Unlock function.	
<b>CV-24P</b>	20600242
<b>Automatic a.c. lock release with medium size shield.</b> Reduced mechanism size.	

## a.c. lock releases

---

**CV-24EP** 20600243

---

**Automatic a.c. lock release with medium size shield.**  
Unlock function.  
Reduced mechanism size.

---

**CV-24L** 20620240

---

**Automatic a.c. lock release with long size shield.**

---

**CV-24EL** 20620241

---

**Automatic a.c. lock release with long size shield.**  
Unlock function.

---

**CV-24LP** 20620242

---

**Automatic a.c. lock release with long size shield.**  
Reduced mechanism size.

---

**CV-24ELP** 20620243

---

**Automatic a.c. lock release with long size shield.**  
Unlock function.  
Reduced mechanism size.

## d.c. lock releases

---

**CV-14/DC** 20600149

---

**Standard d.c. lock release with medium size shield.**

---

**CV-14/DC/SF** 20600153

---

**Standard d.c. lock release without shield.**

---

**CV-24/DC** 20600249

---

**Automatic d.c. lock release with medium size shield.**

---

**CV-34/DC/SF** 20600353

---

**Automatic d.c. lock release without shield.**  
Reversed operation.  
Reduced mechanism size.

# ACCESSORIES

## dual a.c. / d.c. lock releases

**CV-14P/UNI**

20600154

**Standard dual a.c. / d.c. lock release.**  
**Stainless steel medium size shield.**

Reduced mechanism size.

**CV-24P/UNI**

20600252

**Automatic dual a.c. / d.c. lock release.**  
**Stainless steel medium size shield.**

Reduced mechanism size.

## Lock releases accessories

**S/INOX**

20690910

**Medium size shield in stainless steel finish.**

**G/INOX**

20690911

**Long size shield in stainless steel finish.**

**SU**

20690061

**Surface shield.**

**7111**


20607111

**Door open status detection contacts.**  
 Double contact.


**7113**

20607113

**Door open status detection contacts.**  
 Triple contact.



## Cables

**RAP-2150**

20160025

**Cable for “2Plus” and “GB2” systems.**  
For backbones with less than 150m.  
Wires: (2 x 1.00mm<sup>2</sup>). Low capacity.  
Delivered in 100m. coils only.

**RAP-2150/500**

20160027

**Cable for “2Plus” and “GB2” systems.**  
For backbones with less than 150m.  
Wires: (2 x 1.00mm<sup>2</sup>). Low capacity.  
Delivered in 500m. coils only.



## Isolating gel

**SEAL BIT +**

20630001

**Single component isolating gel.**  
For electrical and electronic protection.  
Special for low temperatures.  
280ml cartridge.

**SEAL BIT 2+**

20630002

**Bi-component isolating gel.**  
For electrical and electronic protection.  
Two bottles of 500ml to be mixed.





## Ethernet devices

**P-SWITCH**

12180304

**Two ports Ethernet switch.**

Output for daisy chain connection of up to 16 T-Switch units.  
Requires MDR-100/48 power supply.  
Dimensions: 72(W) x 90(H) x 44(D) mm. (4 DIN).


**T-SWITCH**

12180301

**One port Ethernet switch.**

Allows daisy chain connection of “iPlus” units.  
To be installed in the electrical embedding box of each unit.  
Dimensions: 50(W) x 30(H) x 35(D) mm.


**POE-8023AF**

31688880

**One port PoE injector.**


48V d.c. output. 90 to 260V a.c. / 24VA input.  
Dimensions: 178(W) x 90(H) x 60(D) mm. (10 DIN).


**SW-04PA**

31600133

**Four ports PoE switch.**

One Uplink port.  
Up to 15W per port.  
Dimensions: 180(W) x 28(H) x 91(D) mm.


**SW-08PA**

31600134

**Eight ports PoE switch.**

One Uplink port.  
Up to 15W per port.  
Dimensions: 184(W) x 27(H) x 94(D) mm.


**SW-16PA**

31600135

**Sixteen ports PoE switch.**

Two Uplink ports.  
Two Gigabit SFP ports.  
Up to 15W per port.  
Dimensions: 440(W) x 44(H) x 270(D) mm.







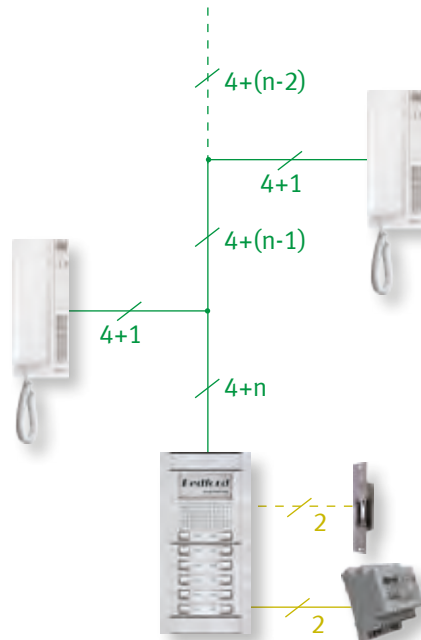
**AUDIO SYSTEMS**  
**VIDEO SYSTEMS**

**98**  
**104**

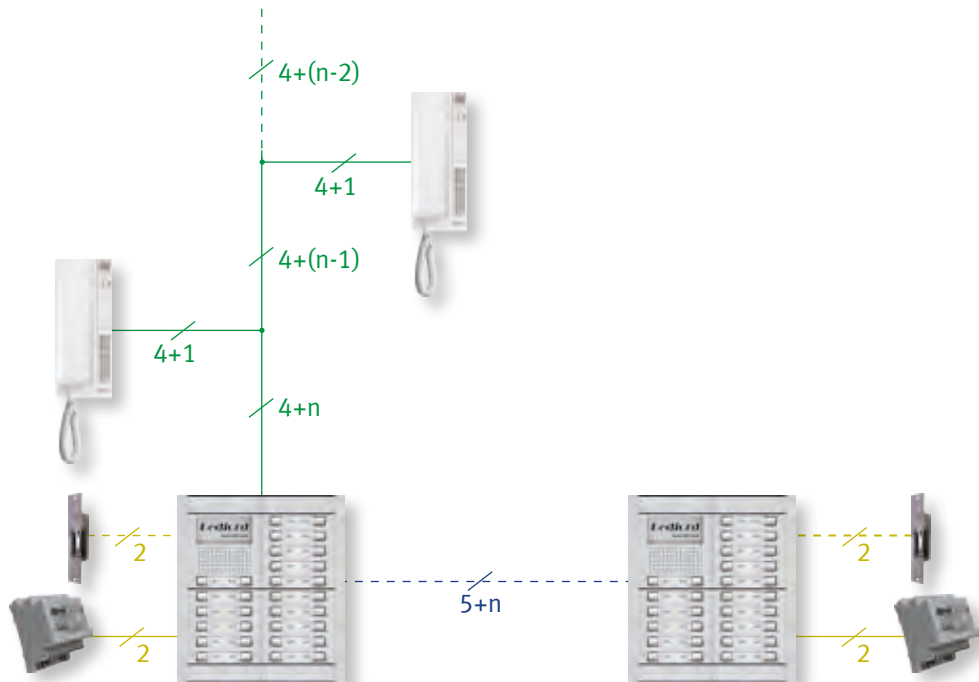




## One or several access door panels



## One or several access door panels

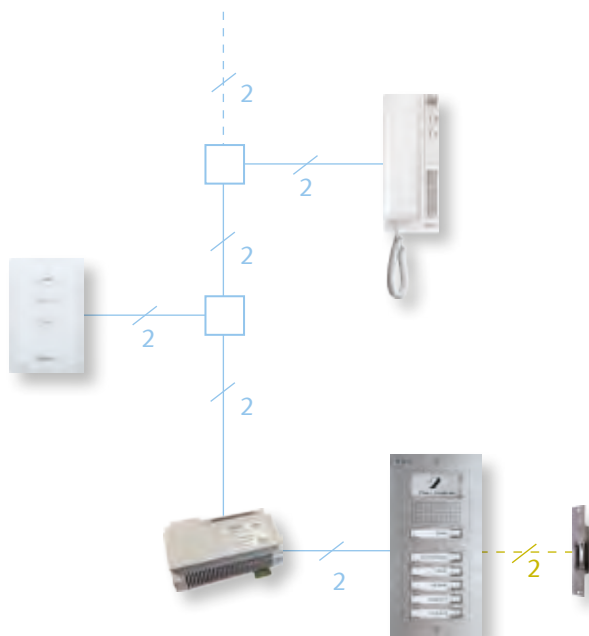


## Sections

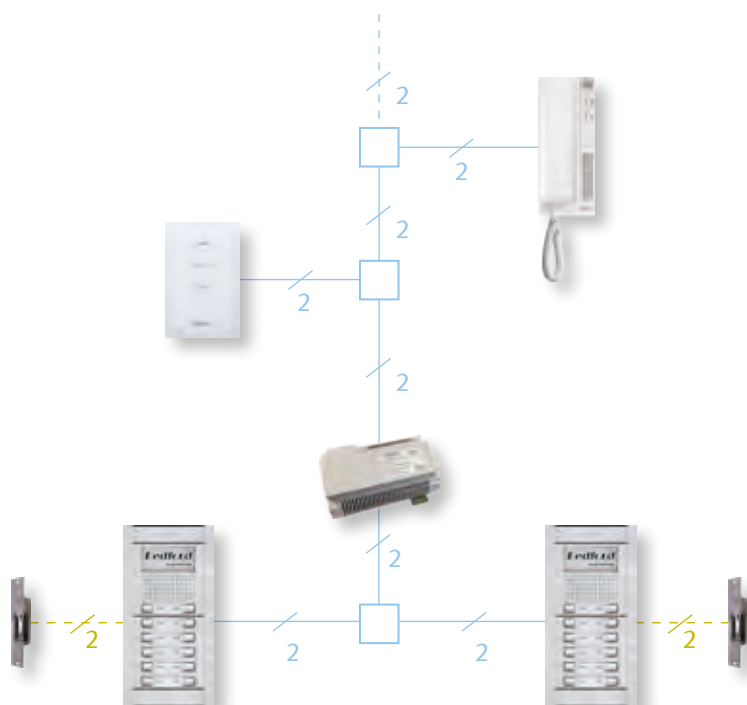
Up to 100 meters	$2 \times 1.00\text{mm}^2$	$[(3+n) \times 0.25\text{mm}^2] + (1 \times 0.50\text{mm}^2)$	$[(4+n) \times 0.25\text{mm}^2] + (1 \times 0.50\text{mm}^2)$
Up to 300 meters	$2 \times 2.50\text{mm}^2$	$[(3+n) \times 0.50\text{mm}^2] + (1 \times 1.00\text{mm}^2)$	$[(4+n) \times 0.50\text{mm}^2] + (1 \times 1.00\text{mm}^2)$



**One or several access door panels**



**One or several access door panels**




**Sections**

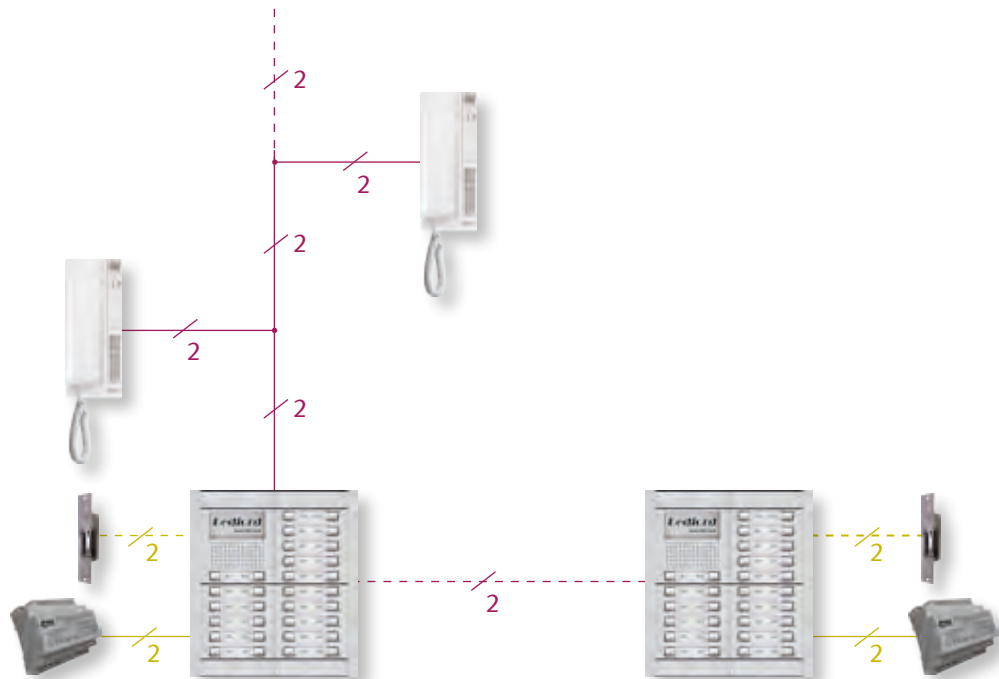
Up to 100 meters    2 x 1.00mm<sup>2</sup>



## One or several access door panels



## One or several access door panels



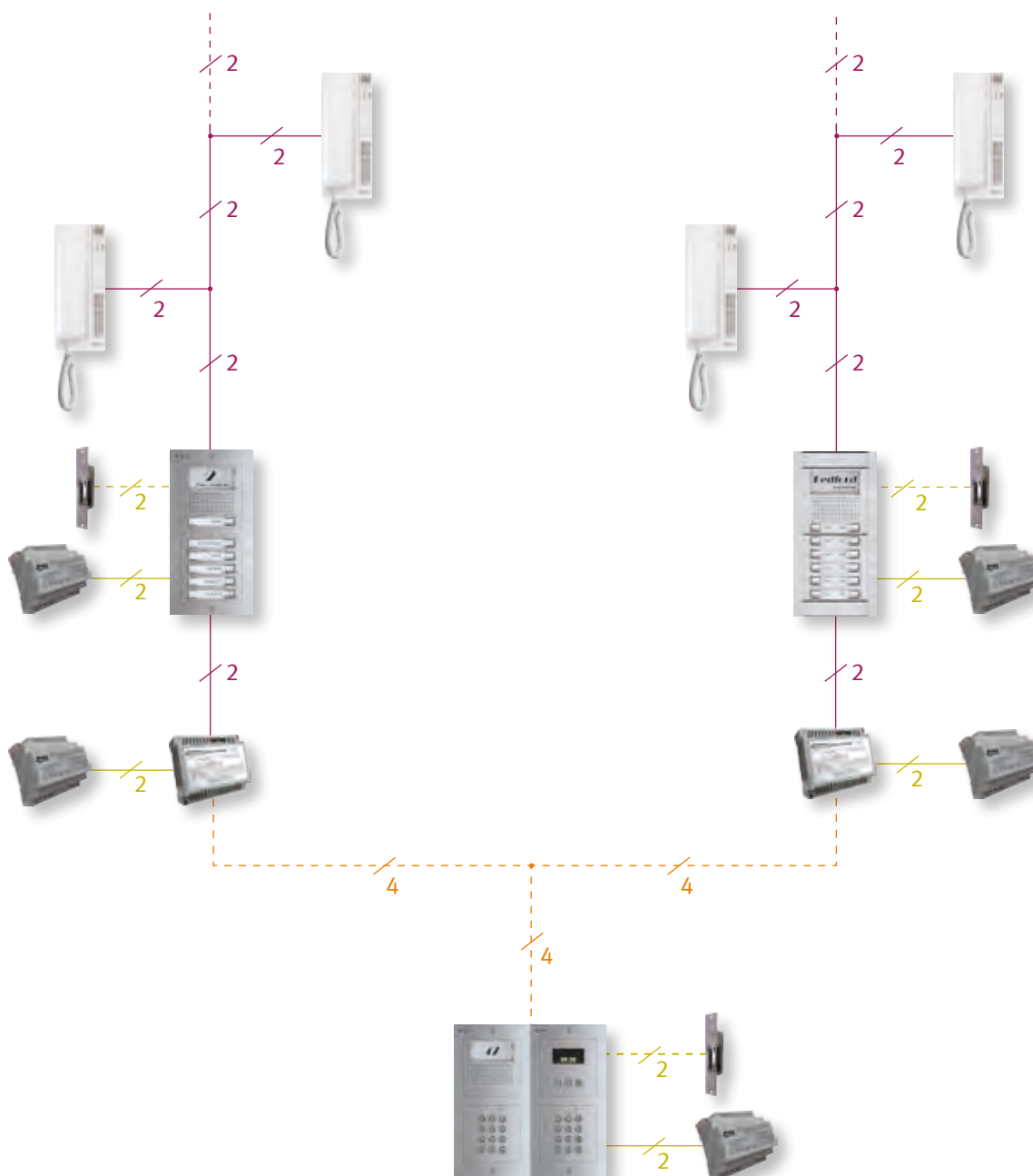
## Sections

Up to 100 meters    2 x 1.00mm<sup>2</sup>    \*(2 x 1.00mm<sup>2</sup>)

\* It's recommended to use Golmar RAP-2150 cable.



## Main entrance and internal buildings



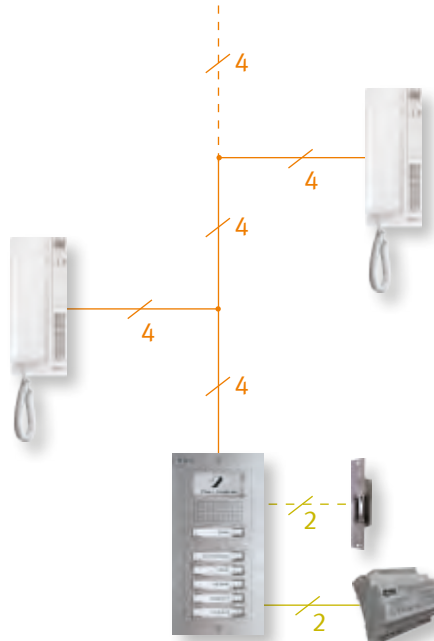
### Sections

Up to 100 meters	2 x 1.00mm <sup>2</sup>	*(2 x 1.00mm <sup>2</sup> )	(2 x 0.25mm <sup>2</sup> ) + (2 x 1.00mm <sup>2</sup> )
Up to 300 meters	2 x 2.50mm <sup>2</sup>		(2 x 0.25mm <sup>2</sup> ) + (2 x 2.50mm <sup>2</sup> )

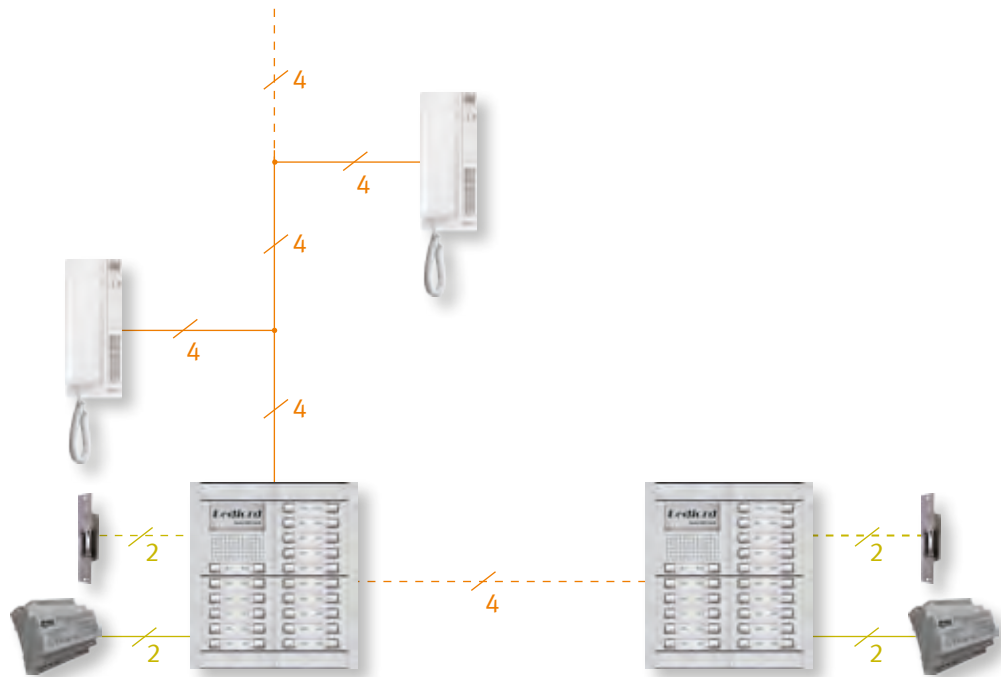
\* It's recommended to use Golmar RAP-2150 cable.



## One or several access door panels



## One or several access door panels



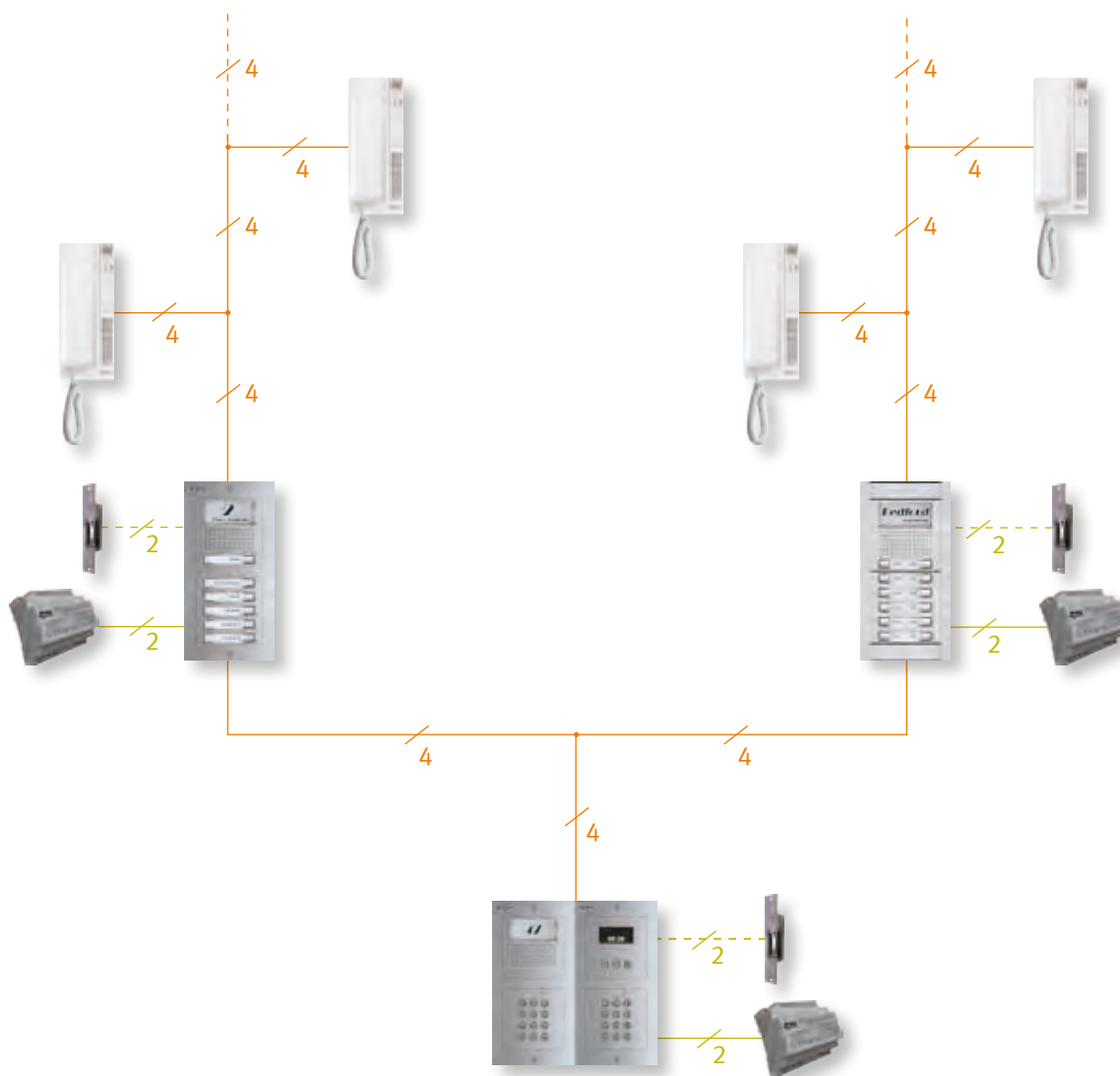
## Sections

Up to 100 meters	$2 \times 1.00\text{mm}^2$	$*(2 \times 0.25\text{mm}^2) + (2 \times 1.00\text{mm}^2)$
Up to 300 meters	$2 \times 2.50\text{mm}^2$	$*(2 \times 0.25\text{mm}^2) + (2 \times 2.50\text{mm}^2)$

\* CAT5 cable can also be used.



**Main entrance and internal buildings**



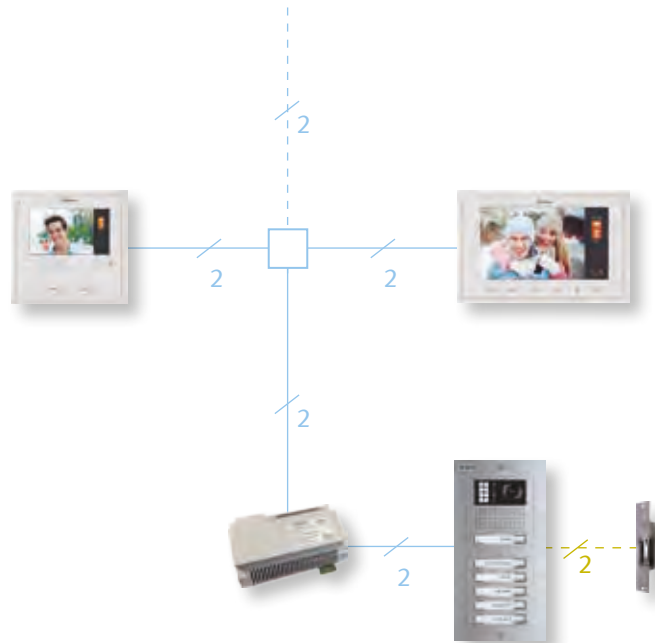
**Sections**

Up to 100 meters	2 x 1.00mm <sup>2</sup>	*(2 x 0.25mm <sup>2</sup> ) + (2 x 1.00mm <sup>2</sup> )
Up to 300 meters	2 x 2.50mm <sup>2</sup>	*(2 x 0.25mm <sup>2</sup> ) + (2 x 2.50mm <sup>2</sup> )

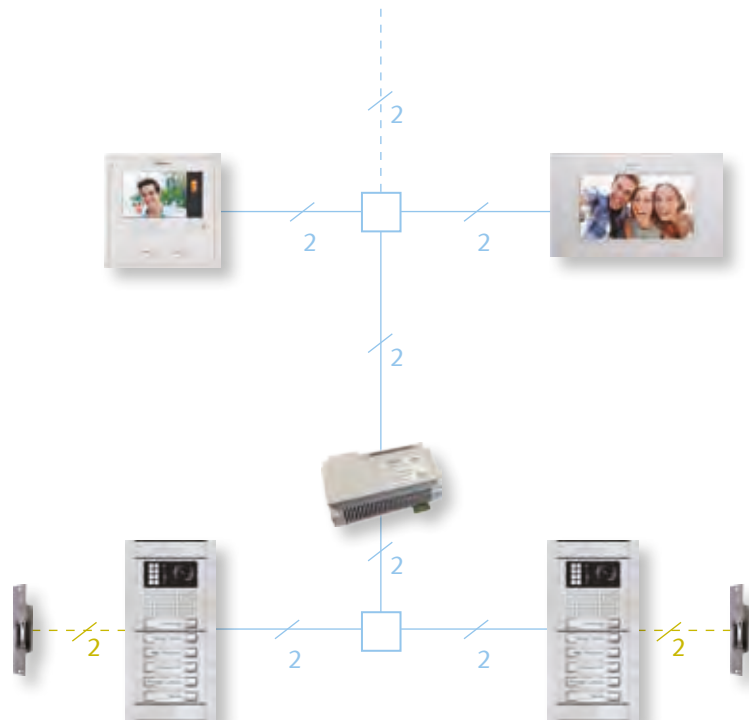
\* CAT5 cable can also be used.



## One or several access door panels



## One or several access door panels



## Sections

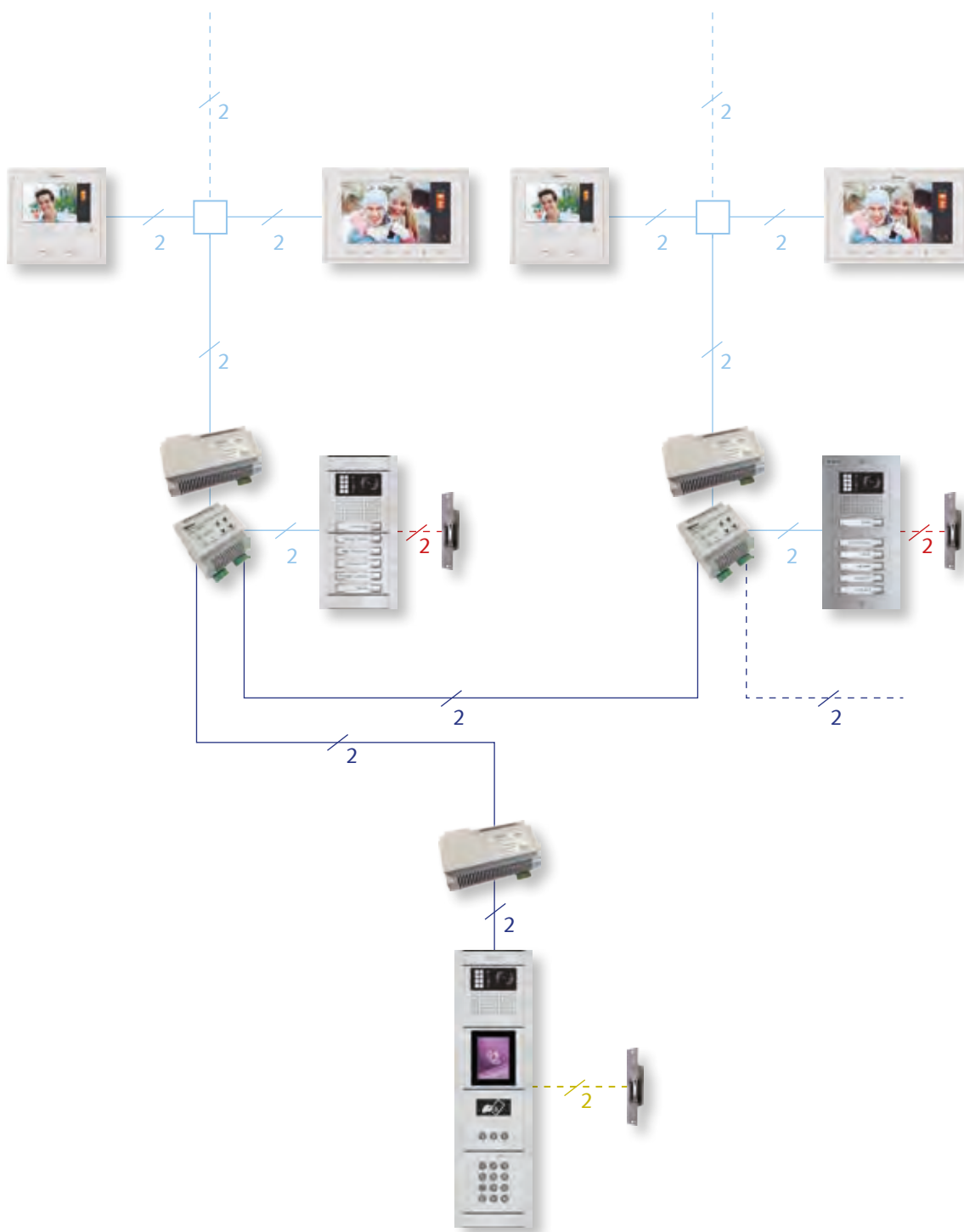
Up to 100 meters \*2 x 1.00mm<sup>2</sup>

\* It's recommended to use Golmar RAP-2150 cable.





**Main entrance and internal buildings**



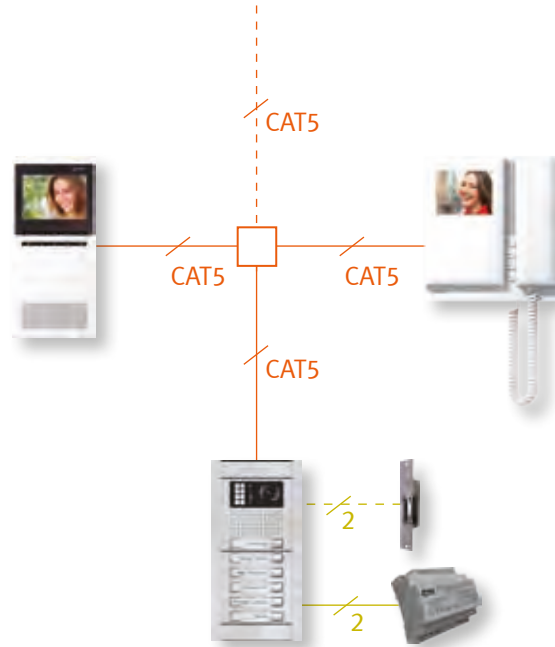
**Sections**

Up to 100 meters    \*2 x 1.00mm<sup>2</sup>    \*2 x 1.00mm<sup>2</sup>

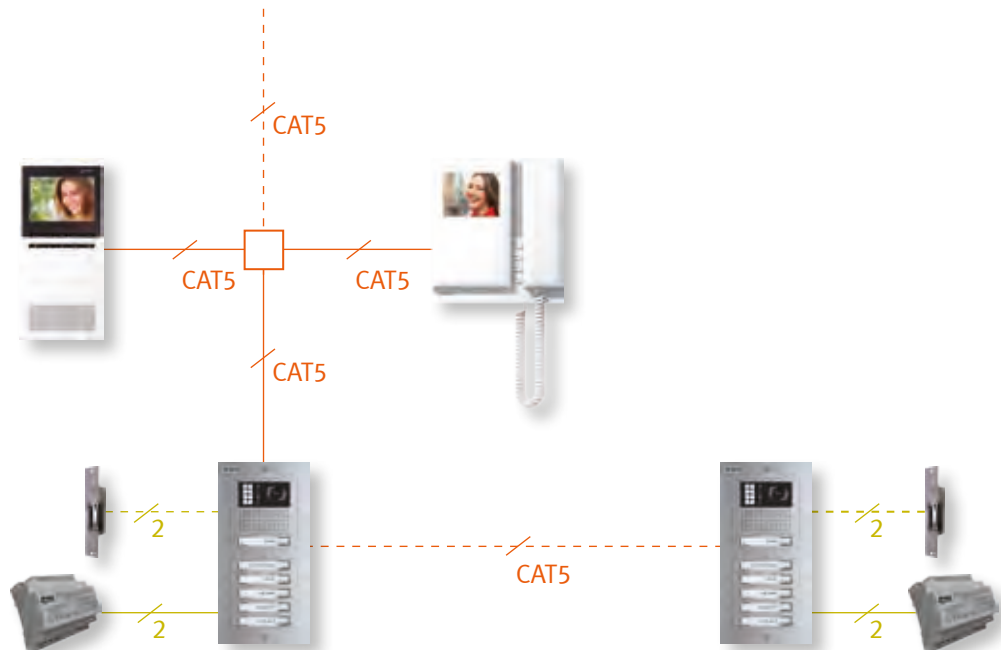
\* It's recommended to use Golmar RAP-2150 cable.



## One or several access door panels



## One or several access door panels

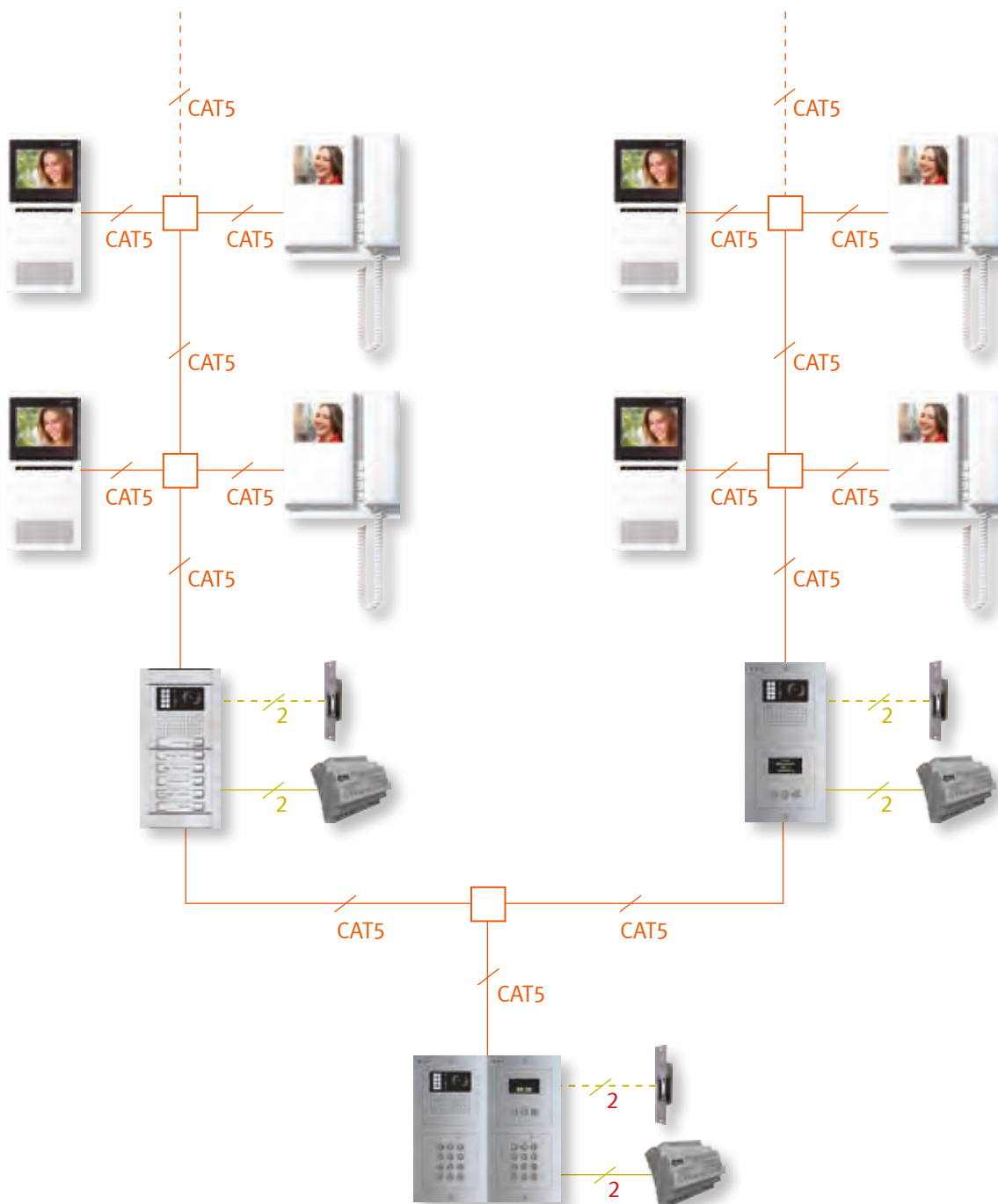


## Sections

Up to 100 meters	2 x 1.00mm <sup>2</sup>	CAT5
Up to 300 meters	2 x 2.50mm <sup>2</sup>	CAT5



**Main entrance and internal buildings**

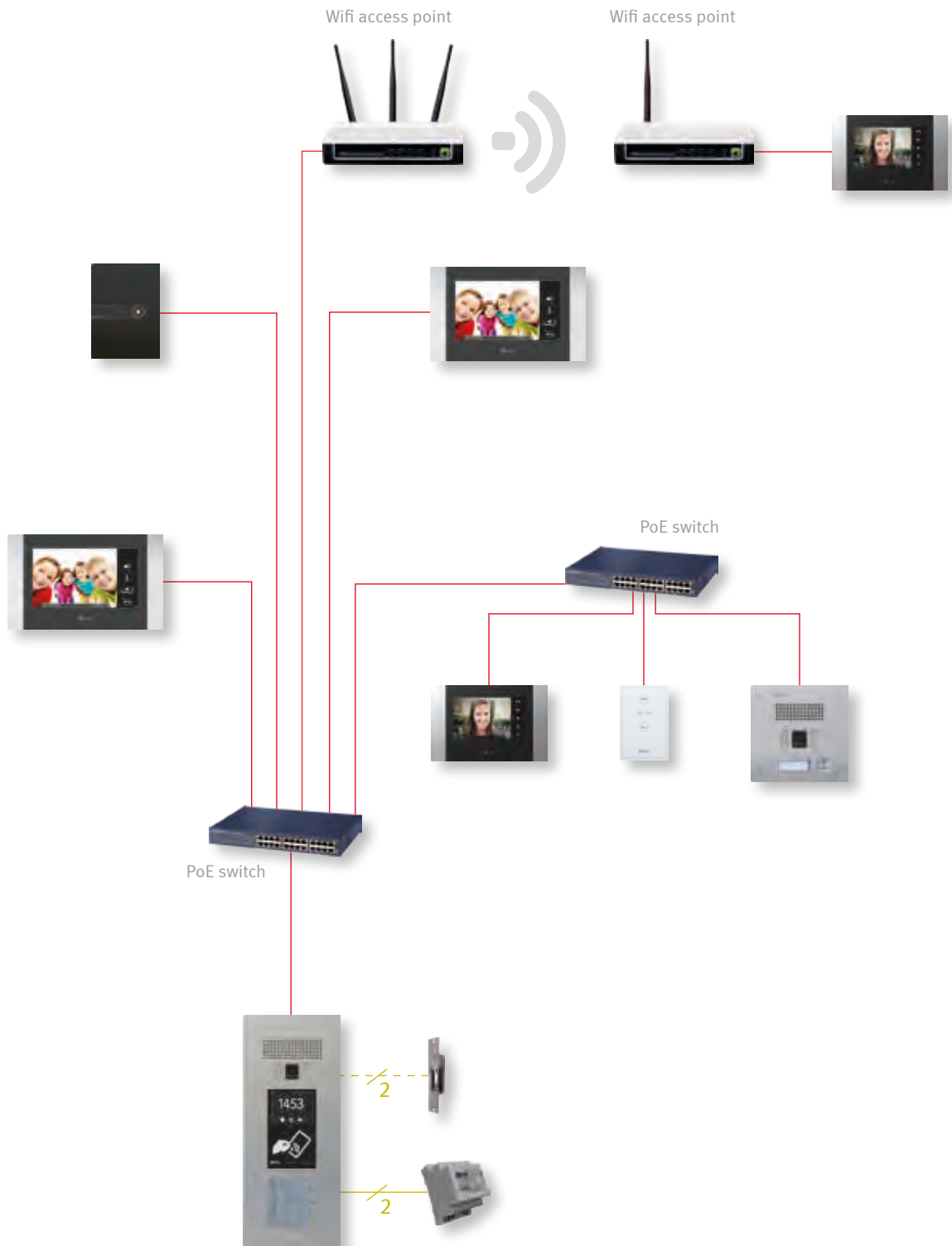


**Sections**

Up to 100 meters	2 x 1.00mm <sup>2</sup>	CAT5
Up to 300 meters	2 x 2.50mm <sup>2</sup>	CAT5



## Centralized installation

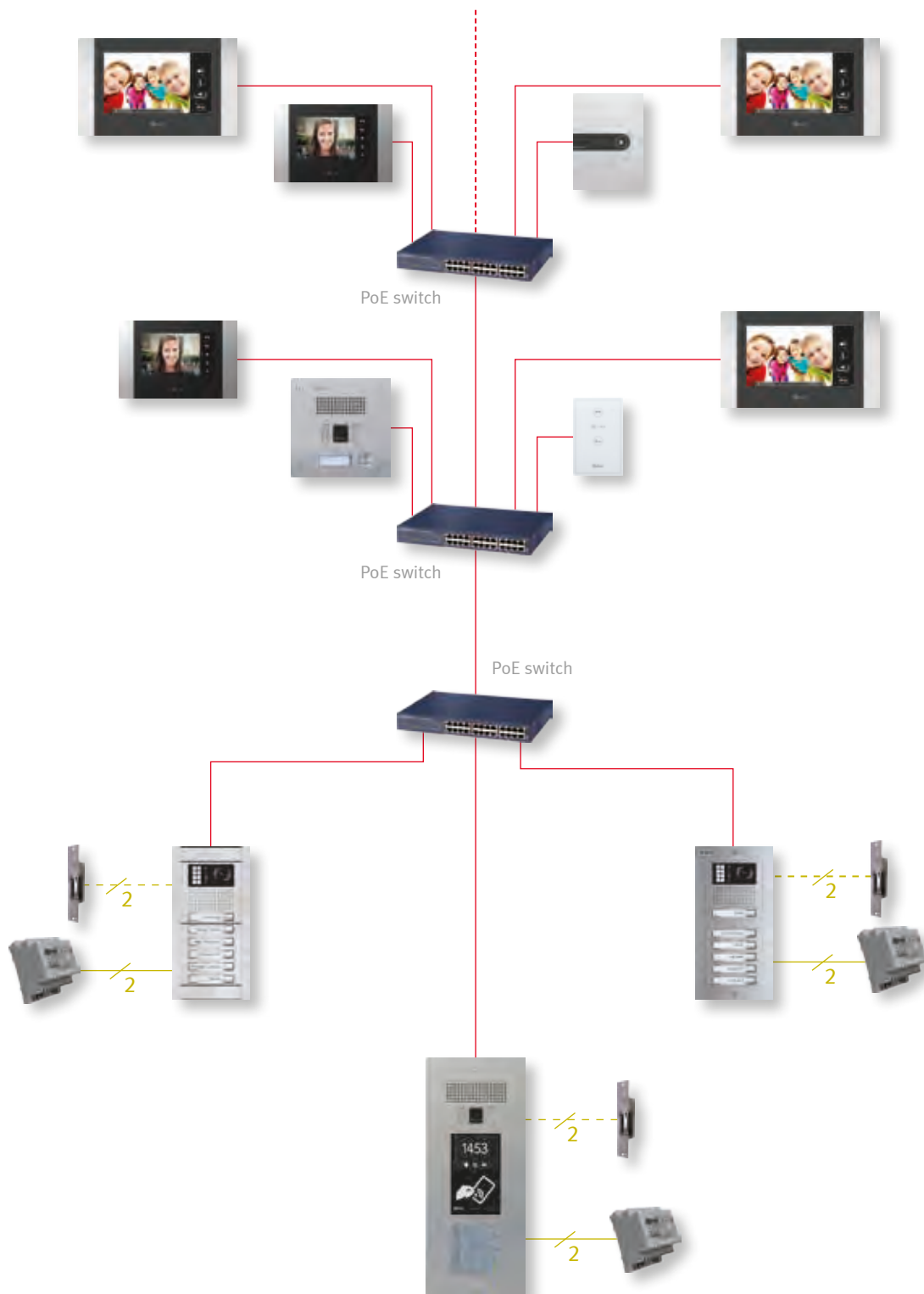


## Sections

Up to 100 meters    2 x 1.00mm<sup>2</sup>    CAT5



**Distributed installation**



**Sections**

Up to 100 meters    2 x 1.00mm<sup>2</sup>    CAT5





SINGLE BUTTON DOOR PANELS	113
DOUBLE BUTTON DOOR PANELS	122



## System selection

Choose the door panel push button type (single or double), followed by the required number of apartments.

Select the door panel type. The first line in bold letter shows the mechanical components of a Nexa aluminium door panel, followed by the external dimensions. The second line in bold letter shows the mechanical components of a Nexa Inox door panel, followed by the external dimensions.

Add the rest of the system components according to the selected technology, as it's described below.

### Audio systems.

Select one of the following technologies:

#### ■ 4+n analog installation.

Shows the system composition with electronic call telephone. If buzzer call is required, use T-510R telephone instead of T-500 model.

#### ■ 2 wires "2Plus" digital installation.

If telephones with additional features are required (as output for call repeater or relay unit, call volume regulation, ...), use T-5822VD telephone instead of T-5720.

#### ■ 2 wires "GB2" digital installation.

This technology is available with hands free unit (Nhea GB2) and standard handset type (T-562).

**It's required the use of D2L-GB2 video distributors for apartment units connection.**

#### ■ 4 wires "Plus" digital installation.

If telephones with additional features are required (as output for call repeater or relay unit, call volume regulation, ...), use T-540 Plus telephone instead of T-540 Uno SE.

### Video systems.

Video systems are only available in color. Select one of the following technologies:

#### ■ 2 wires "GB2" digital installation.

This technology is only available with hands free operation monitors. Choose between 4.3" (Vesta 2 GB2) or 7" (Vesta 7 GB2 or Pentha GB2) screen size monitors. Add /H suffix to the monitor reference if induction loop antenna is required for hearing impaired people.

Use D2L-GB2 video distributors where required.

#### ■ 6 wires (CAT5) "Plus" digital installation.

If 3 wires + coaxial cable installation is preferred, remove EL562 video receivers from the system composition.

Use Tekna Plus SE Color monitor and RCTK-Plus bracket.

If hands free operation is required, use Szena Plus SE monitors and RC-Szena brackets. This monitor includes both coaxial and twisted pair video receivers.

Where required, use D4L-RJ45 or D6L-Plus/2H video distributors for twisted pair video transmission, or D4L-Plus video distributors for coaxial cable video transmission.

Lock release are not described.

## Nexa with single button

1



**N1110/AL + NCEV-90CS + N6001/AL**

Dimensions: 128(W) x 153(H) mm.

**NX1110 + CE-610 + NX6001**

Dimensions: 134(W) x 148(H) mm.

- EL655 + TF-104 + T-500
- EL620/2Plus + FA-Plus/C + (T-5720 or T-5822VD)
- EL642/GB2A + FA-GB2/A + (Nhea GB2 or T-562)
- EL642/Plus + FA-Plus/C + (T-540 Uno SE or T-540 Plus)
- EL632/GB2A + FA-GB2/A + (Vesta 2 GB2 or Vesta 7 GB2 or Pentha GB2)
- EL632/Plus + FA-Plus/C + (Tekna Plus SE Color + RCTK-Plus + EL562)

2



**N1000/AL + N3120/AL + NCEV-90C + N6002/AL**

Dimensions: 128(W) x 256(H) mm.

**NX1000 + NX3120 + CE-620 + NX6002**

Dimensions: 134(W) x 265(H) mm.

- EL655 + TF-104 + (2 x T-500)
- EL620/2Plus + EL606D + FA-Plus/C + 2 x (T-5720 or T-5822VD)
- EL642/GB2A + EL606D + FA-GB2/A + 2 x (Nhea GB2 or T-562)
- EL642/Plus + EL606D + FA-Plus/C + 2 x (T-540 Uno SE or T-540 Plus)
- EL632/GB2A + EL606D + FA-GB2/A + 2 x (Vesta 2 GB2 or Vesta 7 GB2 or Pentha GB2)
- EL632/Plus + EL606D + FA-Plus/C + 2 x (Tekna Plus SE Color + RCTK-Plus + EL562)

3



**N1000/AL + N3130/AL + NCEV-90C + N6002/AL**

Dimensions: 128(W) x 256(H) mm.

**NX1000 + NX3130 + CE-620 + NX6002**

Dimensions: 134(W) x 265(H) mm.

- EL655 + TF-104 + (3 x T-500)
- EL620/2Plus + EL606D + FA-Plus/C + 3 x (T-5720 or T-5822VD)
- EL642/GB2A + EL606D + FA-GB2/A + 3 x (Nhea GB2 or T-562)
- EL642/Plus + EL606D + FA-Plus/C + 3 x (T-540 Uno SE or T-540 Plus)
- EL632/GB2A + EL606D + FA-GB2/A + 3 x (Vesta 2 GB2 or Vesta 7 GB2 or Pentha GB2)
- EL632/Plus + EL606D + FA-Plus/C + 3 x (Tekna Plus SE Color + RCTK-Plus + EL562)

## Nexa with single button

4

### **N1000/AL + N3140/AL + NCEV-90C + N6002/AL**

Dimensions: 128(W) x 256(H) mm.

### **NX1000 + NX3140 + CE-620 + NX6002**

Dimensions: 134(W) x 265(H) mm.

- EL655 + TF-104 + (4 x T-500)
- EL620/2Plus + EL610D + FA-Plus/C + 4 x (T-5720 or T-5822VD)
- EL642/GB2A + EL610D + FA-GB2/A + 4 x (Nhea GB2 or T-562)
- EL642/Plus + EL610D + FA-Plus/C + 4 x (T-540 Uno SE or T-540 Plus)
- EL632/GB2A + EL610D + FA-GB2/A + 4 x (Vesta 2 GB2 or Vesta 7 GB2 or Pentha GB2)
- EL632/Plus + EL610D + FA-Plus/C + 4 x (Tekna Plus SE Color + RCTK-Plus + EL562)



5

### **N1000/AL + N3150/AL + NCEV-90C + N6002/AL**

Dimensions: 128(W) x 256(H) mm.

### **NX1000 + NX3150 + CE-620 + NX6002**

Dimensions: 134(W) x 265(H) mm.

- EL655 + TF-104 + (5 x T-500)
- EL620/2Plus + EL610D + FA-Plus/C + 5 x (T-5720 or T-5822VD)
- EL642/GB2A + EL610D + FA-GB2/A + 5 x (Nhea GB2 or T-562)
- EL642/Plus + EL610D + FA-Plus/C + 5 x (T-540 Uno SE or T-540 Plus)
- EL632/GB2A + EL610D + FA-GB2/A + 5 x (Vesta 2 GB2 or Vesta 7 GB2 or Pentha GB2)
- EL632/Plus + EL610D + FA-Plus/C + 5 x (Tekna Plus SE Color + RCTK-Plus + EL562)



6

### **N1110/AL + N3150/AL + NCEV-90C + N6002/AL**

Dimensions: 128(W) x 256(H) mm.

### **NX1110 + NX3150 + CE-620 + NX6002**

Dimensions: 134(W) x 265(H) mm.

- EL655 + TF-104 + (6 x T-500)
- EL620/2Plus + EL610D + FA-Plus/C + 6 x (T-5720 or T-5822VD)
- EL642/GB2A + EL610D + FA-GB2/A + 6 x (Nhea GB2 or T-562)
- EL642/Plus + EL610D + FA-Plus/C + 6 x (T-540 Uno SE or T-540 Plus)
- EL632/GB2A + EL610D + FA-GB2/A + 6 x (Vesta 2 GB2 or Vesta 7 GB2 or Pentha GB2)
- EL632/Plus + EL610D + FA-Plus/C + 6 x (Tekna Plus SE Color + RCTK-Plus + EL562)



## Nexa with single button

7

### **N1000/AL + N3120/AL + N3150/AL + CEV-90 + N6003/AL**

Dimensions: 128(W) x 358(H) mm.

### **NX1000 + NX3120 + NX3150 + CE-630 + NX6003**

Dimensions: 134(W) x 382(H) mm.

- EL655 + (2 x EL610A) + TF-104 + (7 x T-500)
- EL620/2Plus + EL606D + EL610D + FA-Plus/C + 7 x (T-5720 or T-5822VD)
- EL642/GB2A + EL606D + EL610D + FA-GB2/A + 7 x (Nhea GB2 or T-562)
- EL642/Plus + EL606D + EL610D + FA-Plus/C + 7 x (T-540 Uno SE or T-540 Plus)
- EL632/GB2A + EL606D + EL610D + FA-GB2/A + 7 x (Vesta 2 GB2 or Vesta 7 GB2 or Pentha GB2)
- EL632/Plus + EL606D + EL610D + FA-Plus/C + 7 x (Tekna Plus SE Color + RCTK-Plus + EL562)



8

### **N1000/AL + N3130/AL + N3150/AL + CEV-90 + N6003/AL**

Dimensions: 128(W) x 358(H) mm.

### **NX1000 + NX3130 + NX3150 + CE-630 + NX6003**

Dimensions: 134(W) x 382(H) mm.

- EL655 + (2 x EL610A) + TF-104 + (8 x T-500)
- EL620/2Plus + EL606D + EL610D + FA-Plus/C + 8 x (T-5720 or T-5822VD)
- EL642/GB2A + EL606D + EL610D + FA-GB2/A + 8 x (Nhea GB2 or T-562)
- EL642/Plus + EL606D + EL610D + FA-Plus/C + 8 x (T-540 Uno SE or T-540 Plus)
- EL632/GB2A + EL606D + EL610D + FA-GB2/A + 8 x (Vesta 2 GB2 or Vesta 7 GB2 or Pentha GB2)
- EL632/Plus + EL606D + EL610D + FA-Plus/C + 8 x (Tekna Plus SE Color + RCTK-Plus + EL562)



9

### **N1000/AL + N3140/AL + N3150/AL + CEV-90 + N6003/AL**

Dimensions: 128(W) x 358(H) mm.

### **NX1000 + NX3140 + NX3150 + CE-630 + NX6003**

Dimensions: 134(W) x 382(H) mm.

- EL655 + (2 x EL610A) + TF-104 + (9 x T-500)
- EL620/2Plus + (2 x EL610D) + FA-Plus/C + 9 x (T-5720 or T-5822VD)
- EL642/GB2A + (2 x EL610D) + FA-GB2/A + 9 x (Nhea GB2 or T-562)
- EL642/Plus + (2 x EL610D) + FA-Plus/C + 9 x (T-540 Uno SE or T-540 Plus)
- EL632/GB2A + (2 x EL610D) + FA-GB2/A + 9 x (Vesta 2 GB2 or Vesta 7 GB2 or Pentha GB2)
- EL632/Plus + (2 x EL610D) + FA-Plus/C + 9 x (Tekna Plus SE Color + RCTK-Plus + EL562)



## Nexa with single button

### 10

#### **N1000/AL + (2 x N3150/AL) + CEV-90 + N6003/AL**

Dimensions: 128(W) x 358(H) mm.

#### **NX1000 + (2 x NX3150) + CE-630 + NX6003**

Dimensions: 134(W) x 382(H) mm.

- EL655 + (2 x EL610A) + TF-104 + (10 x T-500)
- EL620/2Plus + (2 x EL610D) + FA-Plus/C + 10 x (T-5720 or T-5822VD)
- EL642/GB2A + (2 x EL610D) + FA-GB2/A + 10 x (Nhea GB2 or T-562)
- EL642/Plus + (2 x EL610D) + FA-Plus/C + 10 x (T-540 Uno SE or T-540 Plus)
- EL632/GB2A + (2 x EL610D) + FA-GB2/A + 10 x (Vesta 2 GB2 or Vesta 7 GB2 or Pentha GB2)
- EL632/Plus + (2 x EL610D) + FA-Plus/C + 10 x (Tekna Plus SE Color + RCTK-Plus + EL562)



### 11

#### **N1110/AL + (2 x N3150/AL) + CEV-90 + N6003/AL**

Dimensions: 128(W) x 358(H) mm.

#### **NX1110 + (2 x NX3150) + CE-630 + NX6003**

Dimensions: 134(W) x 382(H) mm.

- EL655 + (2 x EL610A) + TF-104 + (11 x T-500)
- EL620/2Plus + (2 x EL610D) + FA-Plus/C + 11 x (T-5720 or T-5822VD)
- EL642/GB2A + (2 x EL610D) + FA-GB2/A + 11 x (Nhea GB2 or T-562)
- EL642/Plus + (2 x EL610D) + FA-Plus/C + 11 x (T-540 Uno SE or T-540 Plus)
- EL632/GB2A + (2 x EL610D) + FA-GB2/A + 11 x (Vesta 2 GB2 or Vesta 7 GB2 or Pentha GB2)
- EL632/Plus + (2 x EL610D) + FA-Plus/C + 11 x (Tekna Plus SE Color + RCTK-Plus + EL562)



### 12

#### **N1110/AL + N3110/AL + (2 x N3150/AL) + (2 x NCEV-90C) + UC + N6002/AL + N6012/AL**

Dimensions: 228(W) x 256(H) mm.

#### **NX1110 + NX3110 + (2 x NX3150) + (2 x CE-620) + UC + (2 x NX6002)**

Dimensions: 268(W) x 265(H) mm.

- EL655 + (3 x EL610A) + RAP-610A + TF-104 + (12 x T-500)
- EL620/2Plus + EL606D + (2 x EL610D) + RAP-610D + FA-Plus/C + 12 x (T-5720 or T-5822VD)
- EL642/GB2A + EL606D + (2 x EL610D) + RAP-610D + FA-GB2/A + 12 x (Nhea GB2 or T-562)
- EL642/Plus + EL606D + (2 x EL610D) + RAP-610D + FA-Plus/C + 12 x (T-540 Uno SE or T-540 Plus)
- EL632/GB2A + EL606D + (2 x EL610D) + RAP-610D + FA-GB2/A + 12 x (Vesta 2 GB2 or Vesta 7 GB2 or Pentha GB2)
- EL632/Plus + EL606D + (2 x EL610D) + RAP-610D + FA-Plus/C + 12 x (Tekna Plus SE Color + RCTK-Plus + EL562)



## Nexa with single button

### 13

**N1000/AL + N3130/AL + (2 x N3150/AL) + (2 x NCEV-90C) + UC + N6002/AL + N6012/AL**

Dimensions: 228(W) x 256(H) mm.

**NX1000 + NX3130 + (2 x NX3150) + (2 x CE-620) + UC + (2 x NX6002)**

Dimensions: 268(W) x 265(H) mm.



■ EL655 + (3 x EL610A) + RAP-610A + TF-104 + (13 x T-500)

■ EL620/2Plus + EL606D + (2 x EL610D) + RAP-610D + FA-Plus/C + 13 x (T-5720 or T-5822VD)

■ EL642/GB2A + EL606D + (2 x EL610D) + RAP-610D + FA-GB2/A + 13 x (Nhea GB2 or T-562)

■ EL642/Plus + EL606D + (2 x EL610D) + RAP-610D + FA-Plus/C + 13 x (T-540 Uno SE or T-540 Plus)

■ EL632/GB2A + EL606D + (2 x EL610D) + RAP-610D + FA-GB2/A + 13 x (Vesta 2 GB2 or Vesta 7 GB2 or Pentha GB2)

■ EL632/Plus + EL606D + (2 x EL610D) + RAP-610D + FA-Plus/C + 13 x (Tekna Plus SE Color + RCTK-Plus + EL562)

### 14

**N1000/AL + N3140/AL + (2 x N3150/AL) + (2 x NCEV-90C) + UC + N6002/AL + N6012/AL**

Dimensions: 228(W) x 256(H) mm.

**NX1000 + NX3140 + (2 x NX3150) + (2 x CE-620) + UC + (2 x NX6002)**

Dimensions: 268(W) x 265(H) mm.



■ EL655 + (3 x EL610A) + RAP-610A + TF-104 + (14 x T-500)

■ EL620/2Plus + (3 x EL610D) + RAP-610D + FA-Plus/C + 14 x (T-5720 or T-5822VD)

■ EL642/GB2A + (3 x EL610D) + RAP-610D + FA-GB2/A + 14 x (Nhea GB2 or T-562)

■ EL642/Plus + (3 x EL610D) + RAP-610D + FA-Plus/C + 14 x (T-540 Uno SE or T-540 Plus)

■ EL632/GB2A + (3 x EL610D) + RAP-610D + FA-GB2/A + 14 x (Vesta 2 GB2 or Vesta 7 GB2 or Pentha GB2)

■ EL632/Plus + (3 x EL610D) + RAP-610D + FA-Plus/C + 14 x (Tekna Plus SE Color + RCTK-Plus + EL562)

### 15

**N1000/AL + (3 x N3150/AL) + (2 x NCEV-90C) + UC + N6002/AL + N6012/AL**

Dimensions: 228(W) x 256(H) mm.

**NX1000 + (3 x NX3150) + (2 x CE-620) + UC + (2 x NX6002)**

Dimensions: 268(W) x 265(H) mm.



■ EL655 + (3 x EL610A) + RAP-610A + TF-104 + (15 x T-500)

■ EL620/2Plus + (3 x EL610D) + RAP-610D + FA-Plus/C + 15 x (T-5720 or T-5822VD)

■ EL642/GB2A + (3 x EL610D) + RAP-610D + FA-GB2/A + 15 x (Nhea GB2 or T-562)

■ EL642/Plus + (3 x EL610D) + RAP-610D + FA-Plus/C + 15 x (T-540 Uno SE or T-540 Plus)

■ EL632/GB2A + (3 x EL610D) + RAP-610D + FA-GB2/A + 15 x (Vesta 2 GB2 or Vesta 7 GB2 or Pentha GB2)

■ EL632/Plus + (3 x EL610D) + RAP-610D + FA-Plus/C + 15 x (Tekna Plus SE Color + RCTK-Plus + EL562)

## Nexa with single button

### 16

**N1110/AL + (3 x N3150/AL) + (2 x NCEV-90C) + UC + N6002/AL + N6012/AL**

Dimensions: 228(W) x 256(H) mm.

**NX1110 + (3 x NX3150) + (2 x CE-620) + UC + (2 x NX6002)**

Dimensions: 268(W) x 265(H) mm.



■ EL655 + (3 x EL610A) + RAP-610A + TF-104 + (16 x T-500)

■ EL620/2Plus + (3 x EL610D) + RAP-610D + FA-Plus/C + 16 x (T-5720 or T-5822VD)

■ EL642/GB2A + (3 x EL610D) + RAP-610D + FA-GB2/A + 16 x (Nhea GB2 or T-562)

■ EL642/Plus + (3 x EL610D) + RAP-610D + FA-Plus/C + 16 x (T-540 Uno SE or T-540 Plus)

■ EL632/GB2A + (3 x EL610D) + RAP-610D + FA-GB2/A + 16 x (Vesta 2 GB2 or Vesta 7 GB2 or Pentha GB2)

■ EL632/Plus + (3 x EL610D) + RAP-610D + FA-Plus/C + 16 x (Tekna Plus SE Color + RCTK-Plus + EL562)

### 17

**N1000/AL + N3000/AL + N3130/AL + N3140/AL + (2 x N3150/AL) + (2 x CEV-90) + UC + N6003/AL + N6013/AL**

Dimensions: 228(W) x 358(H) mm.

**NX1000 + NX3000 + NX3130 + NX3140 + (2 x NX3150) + (2 x CE-630) + UC + (2 x NX6003)**

Dimensions: 268(W) x 382(H) mm.



■ EL655 + (4 x EL610A) + RAP-610A + TF-104 + (17 x T-500)

■ EL620/2Plus + EL606D + (3 x EL610D) + RAP-610D + FA-Plus/C + 17 x (T-5720 or T-5822VD)

■ EL642/GB2A + EL606D + (3 x EL610D) + RAP-610D + FA-GB2/A + 17 x (Nhea GB2 or T-562)

■ EL642/Plus + EL606D + (3 x EL610D) + RAP-610D + FA-Plus/C + 17 x (T-540 Uno SE or T-540 Plus)

■ EL632/GB2A + EL606D + (3 x EL610D) + RAP-610D + FA-GB2/A + 17 x (Vesta 2 GB2 or Vesta 7 GB2 or Pentha GB2)

■ EL632/Plus + EL606D + (3 x EL610D) + RAP-610D + FA-Plus/C + 17 x (Tekna Plus SE Color + RCTK-Plus + EL562)

### 18

**N1000/AL + N3000/AL + (2 x N3140/AL) + (2 x N3150/AL) + (2 x CEV-90) + UC + N6003/AL + N6013/AL**

Dimensions: 228(W) x 358(H) mm.

**NX1000 + NX3000 + (2 x NX3140) + (2 x NX3150) + (2 x CE-630) + UC + (2 x NX6003)**

Dimensions: 268(W) x 382(H) mm.



■ EL655 + (4 x EL610A) + RAP-610A + TF-104 + (18 x T-500)

■ EL620/2Plus + (4 x EL610D) + RAP-610D + FA-Plus/C + 18 x (T-5720 or T-5822VD)

■ EL642/GB2A + (4 x EL610D) + RAP-610D + FA-GB2/A + 18 x (Nhea GB2 or T-562)

■ EL642/Plus + (4 x EL610D) + RAP-610D + FA-Plus/C + 18 x (T-540 Uno SE or T-540 Plus)

■ EL632/GB2A + (4 x EL610D) + RAP-610D + FA-GB2/A + 18 x (Vesta 2 GB2 or Vesta 7 GB2 or Pentha GB2)

■ EL632/Plus + (4 x EL610D) + RAP-610D + FA-Plus/C + 18 x (Tekna Plus SE Color + RCTK-Plus + EL562)



## Nexa with single button

### 19

**N1000/AL + N3000/AL + N3140/AL + (3 x N3150/AL) + (2 x CEV-90) + UC +  
+ N6003/AL + N6013/AL**

Dimensions: 228(W) x 358(H) mm.

**NX1000 + NX3000 + NX3140 + (3 x NX3150) + (2 x CE-630) + UC + (2 x NX6003)**

Dimensions: 268(W) x 382(H) mm.

- EL655 + (4 x EL610A) + RAP-610A + TF-104 + (19 x T-500)
- EL620/2Plus + (4 x EL610D) + RAP-610D + FA-Plus/C + 19 x (T-5720 or T-5822VD)
- EL642/GB2A + (4 x EL610D) + RAP-610D + FA-GB2/A + 19 x (Nhea GB2 or T-562)
- EL642/Plus + (4 x EL610D) + RAP-610D + FA-Plus/C + 19 x (T-540 Uno SE or T-540 Plus)
- EL632/GB2A + (4 x EL610D) + RAP-610D + FA-GB2/A + 19 x (Vesta 2 GB2 or Vesta 7 GB2 or Pentha GB2) \*
- EL632/Plus + (4 x EL610D) + RAP-610D + FA-Plus/C + 19 x (Tekna Plus SE Color + RCTK-Plus + EL562)



### 20

**N1000/AL + N3000/AL + (4 x N3150/AL) + (2 x CEV-90) + UC + N6003/AL + N6013/AL**

Dimensions: 228(W) x 358(H) mm.

**NX1000 + NX3000 + (4 x NX3150) + (2 x CE-630) + UC + (2 x NX6003)**

Dimensions: 268(W) x 382(H) mm.

- EL655 + (4 x EL610A) + RAP-610A + TF-104 + (20 x T-500)
- EL620/2Plus + (4 x EL610D) + RAP-610D + FA-Plus/C + 20 x (T-5720 or T-5822VD)
- EL642/GB2A + (4 x EL610D) + RAP-610D + FA-GB2/A + 20 x (Nhea GB2 or T-562)
- EL642/Plus + (4 x EL610D) + RAP-610D + FA-Plus/C + 20 x (T-540 Uno SE or T-540 Plus)
- EL632/GB2A + (4 x EL610D) + RAP-610D + FA-GB2/A + 20 x (Vesta 2 GB2 or Vesta 7 GB2 or Pentha GB2) \*
- EL632/Plus + (4 x EL610D) + RAP-610D + FA-Plus/C + 20 x (Tekna Plus SE Color + RCTK-Plus + EL562)



### 21

**N1110/AL + N3000/AL + (4 x N3150/AL) + (2 x CEV-90) + UC + N6003/AL + N6013/AL**

Dimensions: 228(W) x 358(H) mm.

**NX1110 + NX3000 + (4 x NX3150) + (2 x CE-630) + UC + (2 x NX6003)**

Dimensions: 268(W) x 382(H) mm.

- EL655 + (4 x EL610A) + RAP-610A + TF-104 + (21 x T-500)
- EL620/2Plus + (4 x EL610D) + RAP-610D + FA-Plus/C + 21 x (T-5720 or T-5822VD)
- EL642/GB2A + (4 x EL610D) + RAP-610D + FA-GB2/A + 21 x (Nhea GB2 or T-562)
- EL642/Plus + (4 x EL610D) + RAP-610D + (2 x FA-Plus/C) + 21 x (T-540 Uno SE or T-540 Plus)
- EL632/GB2A + (4 x EL610D) + RAP-610D + FA-GB2/A + 21 x (Vesta 2 GB2 or Vesta 7 GB2 or Pentha GB2) \*
- EL632/Plus + (4 x EL610D) + RAP-610D + (2 x FA-Plus/C) + 21 x (Tekna Plus SE Color + RCTK-Plus + EL562)



\* In case of Vesta 7 GB2 or Pentha GB2 monitors, add one RD-GB2/A booster and one FA-GB2/A power supply.

## Nexa with single button

### 22

**N1110/AL + N3110/AL + (4 x N3150/AL) + (2 x CEV-90) + UC + N6003/AL + N6013/AL**

Dimensions: 228(W) x 358(H) mm.

**NX1110 + NX3110 + (4 x NX3150) + (2 x CE-630) + UC + (2 x NX6003)**

Dimensions: 268(W) x 382(H) mm.

- EL655 + (5 x EL610A) + RAP-610A + TF-104 + (22 x T-500)
- EL620/2Plus + EL606D + (4 x EL610D) + RAP-610D + FA-Plus/C + 22 x (T-5720 or T-5822VD)
- EL642/GB2A + EL606D + (4 x EL610D) + RAP-610D + FA-GB2/A + 22 x (Nhea GB2 or T-562)
- EL642/Plus + EL606D + (4 x EL610D) + RAP-610D + (2 x FA-Plus/C) + 22 x (T-540 Uno SE or T-540 Plus)
- EL632/GB2A + EL606D + (4 x EL610D) + RAP-610D + FA-GB2/A + 22 x (Vesta 2 GB2 or Vesta 7 GB2 or Pentha GB2) \*
- EL632/Plus + EL606D + (4 x EL610D) + RAP-610D + (2 x FA-Plus/C) + 22 x (Tekna Plus SE Color + RCTK-Plus + EL562)



### 23

**N1000/AL + N3130/AL + (4 x N3150/AL) + (2 x CEV-90) + UC + N6003/AL + N6013/AL**

Dimensions: 228(W) x 358(H) mm.

**NX1000 + NX3130 + (4 x NX3150) + (2 x CE-630) + UC + (2 x NX6003)**

Dimensions: 268(W) x 382(H) mm.

- EL655 + (5 x EL610A) + RAP-610A + TF-104 + (23 x T-500)
- EL620/2Plus + EL606D + (4 x EL610D) + RAP-610D + FA-Plus/C + 23 x (T-5720 or T-5822VD)
- EL642/GB2A + EL606D + (4 x EL610D) + RAP-610D + FA-GB2/A + 23 x (Nhea GB2 or T-562)
- EL642/Plus + EL606D + (4 x EL610D) + RAP-610D + (2 x FA-Plus/C) + 23 x (T-540 Uno SE or T-540 Plus)
- EL632/GB2A + EL606D + (4 x EL610D) + RAP-610D + FA-GB2/A + 23 x (Vesta 2 GB2 or Vesta 7 GB2 or Pentha GB2) \*
- EL632/Plus + EL606D + (4 x EL610D) + RAP-610D + (2 x FA-Plus/C) + 23 x (Tekna Plus SE Color + RCTK-Plus + EL562)



### 24

**N1000/AL + N3140/AL + (4 x N3150/AL) + (2 x CEV-90) + UC + N6003/AL + N6013/AL**

Dimensions: 228(W) x 358(H) mm.

**NX1000 + NX3140 + (4 x NX3150) + (2 x CE-630) + UC + (2 x NX6003)**

Dimensions: 268(W) x 382(H) mm.

- EL655 + (5 x EL610A) + RAP-610A + TF-104 + (24 x T-500)
- EL620/2Plus + (5 x EL610D) + RAP-610D + FA-Plus/C + 24 x (T-5720 or T-5822VD)
- EL642/GB2A + (5 x EL610D) + RAP-610D + FA-GB2/A + 24 x (Nhea GB2 or T-562)
- EL642/Plus + (5 x EL610D) + RAP-610D + (2 x FA-Plus/C) + 24 x (T-540 Uno SE or T-540 Plus)
- EL632/GB2A + (5 x EL610D) + RAP-610D + (2 x FA-GB2/A) + RD-GB2/A + 24 x (Vesta 2 GB2 or Vesta 7 GB2 or Pentha GB2)
- EL632/Plus + (5 x EL610D) + RAP-610D + (2 x FA-Plus/C) + 24 x (Tekna Plus SE Color + RCTK-Plus + EL562)



\* In case of Vesta 7 GB2 or Pentha GB2 monitors, add one RD-GB2/A booster and one FA-GB2/A power supply.

## Nexa with single button

### 25

**N1000/AL + (5 x N3150/AL) + (2 x CEV-90) + UC + N6003/AL + N6013/AL**

Dimensions: 228(W) x 358(H) mm.

**NX1000 + (5 x NX3150) + (2 x CE-630) + UC + (2 x NX6003)**

Dimensions: 268(W) x 382(H) mm.

- EL655 + (5 x EL610A) + RAP-610A + TF-104 + (25 x T-500)
- EL620/2Plus + (5 x EL610D) + RAP-610D + FA-Plus/C + 25 x (T-5720 or T-5822VD)
- EL642/GB2A + (5 x EL610D) + RAP-610D + FA-GB2/A + 25 x (Nhea GB2 or T-562)
- EL642/Plus + (5 x EL610D) + RAP-610D + (2 x FA-Plus/C) + 25 x (T-540 Uno SE or T-540 Plus)
- EL632/GB2A + (5 x EL610D) + RAP-610D + (2 x FA-GB2/A) + RD-GB2/A + 25 x (Vesta 2 GB2 or Vesta 7 GB2 or Pentha GB2)
- EL632/Plus + (5 x EL610D) + RAP-610D + (2 x FA-Plus/C) + 25 x (Tekna Plus SE Color + RCTK-Plus + EL562)



### 26


**N1110/AL + (5 x N3150/AL) + (2 x CEV-90) + UC + N6003/AL + N6013/AL**

Dimensions: 228(W) x 358(H) mm.

**NX1110 + (5 x NX3150) + (2 x CE-630) + UC + (2 x NX6003)**

Dimensions: 268(W) x 382(H) mm.

- EL655 + (5 x EL610A) + RAP-610A + TF-104 + (26 x T-500)
- EL620/2Plus + (5 x EL610D) + RAP-610D + FA-Plus/C + 26 x (T-5720 or T-5822VD)
- EL642/GB2A + (5 x EL610D) + RAP-610D + FA-GB2/A + 26 x (Nhea GB2 or T-562)
- EL642/Plus + (5 x EL610D) + RAP-610D + (2 x FA-Plus/C) + 26 x (T-540 Uno SE or T-540 Plus)
- EL632/GB2A + (5 x EL610D) + RAP-610D + (2 x FA-GB2/A) + RD-GB2/A + 26 x (Vesta 2 GB2 or Vesta 7 GB2 or Pentha GB2)
- EL632/Plus + (5 x EL610D) + RAP-610D + (2 x FA-Plus/C) + 26 x (Tekna Plus SE Color + RCTK-Plus + EL562)



## Nexa with double button

2

### **N1220/AL + NCEV-90CS + N6001/AL**

Dimensions: 128(W) x 153(H) mm.

### **NX1220 + CE-610 + NX6001**

Dimensions: 134(W) x 148(H) mm.

- EL655 + TF-104 + (2 x T-500)
- EL620/2Plus + FA-Plus/C + 2 x (T-5720 or T-5822VD)
- EL642/GB2A + FA-GB2/A + 2 x (Nhea GB2 or T-562)
- EL642/Plus + FA-Plus/C + 2 x (T-540 Uno SE or T-540 Plus)
- EL632/GB2A + FA-GB2/A + 2 x (Vesta 2 GB2 or Vesta 7 GB2 or Pentha GB2)
- EL632/Plus + FA-Plus/C + 2 x (Tekna Plus SE Color + RCTK-Plus + EL562)



4

### **N1000/AL + N3240/AL + NCEV-90C + N6002/AL**

Dimensions: 128(W) x 256(H) mm.

### **NX1000 + NX3240 + CE-620 + NX6002**

Dimensions: 134(W) x 265(H) mm.

- EL655 + EL610A + TF-104 + (4 x T-500)
- EL620/2Plus + EL606D + FA-Plus/C + 4 x (T-5720 or T-5822VD)
- EL642/GB2A + EL606D + FA-GB2/A + 4 x (Nhea GB2 or T-562)
- EL642/Plus + EL606D + FA-Plus/C + 4 x (T-540 Uno SE or T-540 Plus)
- EL632/GB2A + EL606D + FA-GB2/A + 4 x (Vesta 2 GB2 or Vesta 7 GB2 or Pentha GB2)
- EL632/Plus + EL606D + FA-Plus/C + 4 x (Tekna Plus SE Color + RCTK-Plus + EL562)



6

### **N1000/AL + N3260/AL + NCEV-90C + N6002/AL**

Dimensions: 128(W) x 256(H) mm.

### **NX1000 + NX3260 + CE-620 + NX6002**

Dimensions: 134(W) x 265(H) mm.

- EL655 + EL610A + TF-104 + (6 x T-500)
- EL620/2Plus + EL606D + FA-Plus/C + 6 x (T-5720 or T-5822VD)
- EL642/GB2A + EL606D + FA-GB2/A + 6 x (Nhea GB2 or T-562)
- EL642/Plus + EL606D + FA-Plus/C + 6 x (T-540 Uno SE or T-540 Plus)
- EL632/GB2A + EL606D + FA-GB2/A + 6 x (Vesta 2 GB2 or Vesta 7 GB2 or Pentha GB2)
- EL632/Plus + EL606D + FA-Plus/C + 6 x (Tekna Plus SE Color + RCTK-Plus + EL562)



## Nexa with double button

8

### **N1000/AL + N3280/AL + NCEV-90C + N6002/AL**

Dimensions: 128(W) x 256(H) mm.

### **NX1000 + NX3280 + CE-620 + NX6002**

Dimensions: 134(W) x 265(H) mm.

- EL655 + EL610A + TF-104 + (8 x T-500)
- EL620/2Plus + EL610D + FA-Plus/C + 8 x (T-5720 or T-5822VD)
- EL642/GB2A + EL610D + FA-GB2/A + 8 x (Nhea GB2 or T-562)
- EL642/Plus + EL610D + FA-Plus/C + 8 x (T-540 Uno SE or T-540 Plus)
- EL632/GB2A + EL610D + FA-GB2/A + 8 x (Vesta 2 GB2 or Vesta 7 GB2 or Pentha GB2)
- EL632/Plus + EL610D + FA-Plus/C + 8 x (Tekna Plus SE Color + RCTK-Plus + EL562)



10

### **N1000/AL + N3210/AL + NCEV-90C + N6002/AL**

Dimensions: 128(W) x 256(H) mm.

### **NX1000 + NX3210 + CE-620 + NX6002**

Dimensions: 134(W) x 265(H) mm.

- EL655 + EL610A + TF-104 + (10 x T-500)
- EL620/2Plus + EL610D + FA-Plus/C + 10 x (T-5720 or T-5822VD)
- EL642/GB2A + EL610D + FA-GB2/A + 10 x (Nhea GB2 or T-562)
- EL642/Plus + EL610D + FA-Plus/C + 10 x (T-540 Uno SE or T-540 Plus)
- EL632/GB2A + EL610D + FA-GB2/A + 10 x (Vesta 2 GB2 or Vesta 7 GB2 or Pentha GB2)
- EL632/Plus + EL610D + FA-Plus/C + 10 x (Tekna Plus SE Color + RCTK-Plus + EL562)



12

### **N1220/AL + N3210/AL + NCEV-90C + N6002/AL**

Dimensions: 128(W) x 256(H) mm.

### **NX1220 + NX3210 + CE-620 + NX6002**

Dimensions: 134(W) x 265(H) mm.

- EL655 + EL610A + TF-104 + (12 x T-500)
- EL620/2Plus + EL610D + FA-Plus/C + 12 x (T-5720 or T-5822VD)
- EL642/GB2A + EL610D + FA-GB2/A + 12 x (Nhea GB2 or T-562)
- EL642/Plus + EL610D + FA-Plus/C + 12 x (T-540 Uno SE or T-540 Plus)
- EL632/GB2A + EL610D + FA-GB2/A + 12 x (Vesta 2 GB2 or Vesta 7 GB2 or Pentha GB2)
- EL632/Plus + EL610D + FA-Plus/C + 12 x (Tekna Plus SE Color + RCTK-Plus + EL562)



## Nexa with double button

14

**N1000/AL + N3240/AL + N3210/AL + CEV-90 + N6003/AL**

Dimensions: 128(W) x 358(H) mm.

**NX1000 + NX3240 + NX3210 + CE-630 + NX6003**

Dimensions: 134(W) x 382(H) mm.

- EL655 + (2 x EL610A) + TF-104 + (14 x T-500)
- EL620/2Plus + EL606D + EL610D + FA-Plus/C + 14 x (T-5720 or T-5822VD)
- EL642/GB2A + EL606D + EL610D + FA-GB2/A + 14 x (Nhea GB2 or T-562)
- EL642/Plus + EL606D + EL610D + FA-Plus/C + 14 x (T-540 Uno SE or T-540 Plus)
- EL632/GB2A + EL606D + EL610D + FA-GB2/A + 14 x (Vesta 2 GB2 or Vesta 7 GB2 or Pentha GB2)
- EL632/Plus + EL606D + EL610D + FA-Plus/C + 14 x (Tekna Plus SE Color + RCTK-Plus + EL562)



16

**N1000/AL + N3260/AL + N3210/AL + CEV-90 + N6003/AL**

Dimensions: 128(W) x 358(H) mm.

**NX1000 + NX3260 + NX3210 + CE-630 + NX6003**

Dimensions: 134(W) x 382(H) mm.

- EL655 + (2 x EL610A) + TF-104 + (16 x T-500)
- EL620/2Plus + EL606D + EL610D + FA-Plus/C + 16 x (T-5720 or T-5822VD)
- EL642/GB2A + EL606D + EL610D + FA-GB2/A + 16 x (Nhea GB2 or T-562)
- EL642/Plus + EL606D + EL610D + FA-Plus/C + 16 x (T-540 Uno SE or T-540 Plus)
- EL632/GB2A + EL606D + EL610D + FA-GB2/A + 16 x (Vesta 2 GB2 or Vesta 7 GB2 or Pentha GB2)
- EL632/Plus + EL606D + EL610D + FA-Plus/C + 16 x (Tekna Plus SE Color + RCTK-Plus + EL562)



18

**N1000/AL + N3280/AL + N3210/AL + CEV-90 + N6003/AL**

Dimensions: 128(W) x 358(H) mm.

**NX1000 + NX3280 + NX3210 + CE-630 + NX6003**

Dimensions: 134(W) x 382(H) mm.

- EL655 + (2 x EL610A) + TF-104 + (18 x T-500)
- EL620/2Plus + (2 x EL610D) + FA-Plus/C + 18 x (T-5720 or T-5822VD)
- EL642/GB2A + (2 x EL610D) + FA-GB2/A + 18 x (Nhea GB2 or T-562)
- EL642/Plus + (2 x EL610D) + FA-Plus/C + 18 x (T-540 Uno SE or T-540 Plus)
- EL632/GB2A + (2 x EL610D) + FA-GB2/A + 18 x (Vesta 2 GB2 or Vesta 7 GB2 or Pentha GB2)
- EL632/Plus + (2 x EL610D) + FA-Plus/C + 18 x (Tekna Plus SE Color + RCTK-Plus + EL562)





## Nexa with double button

**20**
**N1000/AL + (2 x N3210/AL) + CEV-90 + N6003/AL**

Dimensions: 128(W) x 358(H) mm.

**NX1000 + (2 x NX3210) + CE-630 + NX6003**

Dimensions: 134(W) x 382(H) mm.

- EL655 + (2 x EL610A) + TF-104 + (20 x T-500)
- EL620/2Plus + (2 x EL610D) + FA-Plus/C + 20 x (T-5720 or T-5822VD)
- EL642/GB2A + (2 x EL610D) + FA-GB2/A + 20 x (Nhea GB2 or T-562)
- EL642/Plus + (2 x EL610D) + FA-Plus/C + 20 x (T-540 Uno SE or T-540 Plus)
- EL632/GB2A + (2 x EL610D) + FA-GB2/A + 20 x (Vesta 2 GB2 or Vesta 7 GB2 or Pentha GB2)\*
- EL632/Plus + (2 x EL610D) + FA-Plus/C + 20 x (Tekna Plus SE Color + RCTK-Plus + EL562)


**22**
**N1220/AL + (2 x N3210/AL) + CEV-90 + N6003/AL**

Dimensions: 128(W) x 358(H) mm.

**NX1220 + (2 x NX3210) + CE-630 + NX6003**

Dimensions: 134(W) x 382(H) mm.

- EL655 + (2 x EL610A) + TF-104 + (22 x T-500)
- EL620/2Plus + (2 x EL610D) + FA-Plus/C + 22 x (T-5720 or T-5822VD)
- EL642/GB2A + (2 x EL610D) + FA-GB2/A + 22 x (Nhea GB2 or T-562)
- EL642/Plus + (2 x EL610D) + FA-Plus/C + 22 x (T-540 Uno SE or T-540 Plus)
- EL632/GB2A + (2 x EL610D) + FA-GB2/A + 22 x (Vesta 2 GB2 or Vesta 7 GB2 or Pentha GB2)\*
- EL632/Plus + (2 x EL610D) + FA-Plus/C + 22 x (Tekna Plus SE Color + RCTK-Plus + EL562)


**24**
**N1220/AL + N3220/AL + (2 x N3210/AL) + (2 x NCEV-90C) + UC + N6002/AL + N6012/AL**

Dimensions: 228(W) x 256(H) mm.

**NX1220 + NX3220 + (2 x NX3210) + (2 x CE-620) + UC + (2 x NX6002)**

Dimensions: 268(W) x 265(H) mm.

- EL655 + (3 x EL610A) + RAP-610A + TF-104 + (24 x T-500)
- EL620/2Plus + EL606D + (2 x EL610D) + RAP-610D + FA-Plus/C + 24 x (T-5720 or T-5822VD)
- EL642/GB2A + EL606D + (2 x EL610D) + RAP-610D + FA-GB2/A + 24 x (Nhea GB2 or T-562)
- EL642/Plus + EL606D + (2 x EL610D) + RAP-610D + FA-Plus/C + 24 x (T-540 Uno SE or T-540 Plus)
- EL632/GB2A + EL606D + (2 x EL610D) + RAP-610D + (2 x FA-GB2/A) + RD-GB2/A + 24 x (Vesta 2 GB2 or Vesta 7 GB2 or Pentha GB2)
- EL632/Plus + EL606D + (2 x EL610D) + RAP-610D + FA-Plus/C + 24 x (Tekna Plus SE Color + RCTK-Plus + EL562)



\* In case of Vesta 7 GB2 or Pentha GB2 monitors, add one RD-GB2/A booster and one FA-GB2/A power supply.



## Nexa with double button

26

**N1000/AL + N3260/AL + (2 x N3210/AL) + (2 x NCEV-90C) + UC + N6002/AL + N6012/AL**

Dimensions: 228(W) x 256(H) mm.

**NX1000 + NX3260 + (2 x NX3210) + (2 x CE-620) + UC + (2 x NX6002)**

Dimensions: 268(W) x 265(H) mm.



■ EL655 + (3 x EL610A) + RAP-610A + TF-104 + (26 x T-500)

■ EL620/2Plus + EL606D + (2 x EL610D) + RAP-610D + FA-Plus/C + 26 x (T-5720 or T-5822VD)

■ EL642/GB2A + EL606D + (2 x EL610D) + RAP-610D + FA-GB2/A + 26 x (Nhea GB2 or T-562)

■ EL642/Plus + EL606D + (2 x EL610D) + RAP-610D + FA-Plus/C + 26 x (T-540 Uno SE or T-540 Plus)

■ EL632/GB2A + EL606D + (2 x EL610D) + RAP-610D + (2 x FA-GB2/A) + RD-GB2/A + 26 x (Vesta 2 GB2 or Vesta 7 GB2 or Pentha GB2)

■ EL632/Plus + EL606D + (2 x EL610D) + RAP-610D + FA-Plus/C + 26 x (Tekna Plus SE Color + RCTK-Plus + EL562)

28

**N1000/AL + N3280/AL + (2 x N3210/AL) + (2 x NCEV-90C) + UC + N6002/AL + N6012/AL**

Dimensions: 228(W) x 256(H) mm.

**NX1000 + NX3280 + (2 x NX3210) + (2 x CE-620) + UC + (2 x NX6002)**

Dimensions: 268(W) x 265(H) mm.



■ EL655 + (3 x EL610A) + RAP-610A + TF-104 + (28 x T-500)

■ EL620/2Plus + (3 x EL610D) + RAP-610D + FA-Plus/C + 28 x (T-5720 or T-5822VD)

■ EL642/GB2A + (3 x EL610D) + RAP-610D + FA-GB2/A + 28 x (Nhea GB2 or T-562)

■ EL642/Plus + (3 x EL610D) + RAP-610D + FA-Plus/C + 28 x (T-540 Uno SE or T-540 Plus)

■ EL632/GB2A + (3 x EL610D) + RAP-610D + (2 x FA-GB2/A) + RD-GB2/A + 28 x (Vesta 2 GB2 or Vesta 7 GB2 or Pentha GB2)

■ EL632/Plus + (3 x EL610D) + RAP-610D + FA-Plus/C + 28 x (Tekna Plus SE Color + RCTK-Plus + EL562)

30

**N1000/AL + (3 x N3210/AL) + (2 x NCEV-90C) + UC + N6002/AL + N6012/AL**

Dimensions: 228(W) x 256(H) mm.

**NX1000 + (3 x NX3210) + (2 x CE-620) + UC + (2 x NX6002)**

Dimensions: 268(W) x 265(H) mm.



■ EL655 + (3 x EL610A) + RAP-610A + TF-104 + (30 x T-500)

■ EL620/2Plus + (3 x EL610D) + RAP-610D + FA-Plus/C + 30 x (T-5720 or T-5822VD)

■ EL642/GB2A + (3 x EL610D) + RAP-610D + FA-GB2/A + 30 x (Nhea GB2 or T-562)

■ EL642/Plus + (3 x EL610D) + RAP-610D + FA-Plus/C + 30 x (T-540 Uno SE or T-540 Plus)

■ EL632/GB2A + (3 x EL610D) + RAP-610D + (2 x FA-GB2/A) + RD-GB2/A + 30 x (Vesta 2 GB2 or Vesta 7 GB2 or Pentha GB2)

■ EL632/Plus + (3 x EL610D) + RAP-610D + FA-Plus/C + 30 x (Tekna Plus SE Color + RCTK-Plus + EL562)

## Nexa with double button

### 32

**N1220/AL + (3 x N3210/AL) + (2 x NCEV-90C) + UC + N6002/AL + N6012/AL**

Dimensions: 228(W) x 256(H) mm.

**NX1220 + (3 x NX3210) + (2 x CE-620) + UC + (2 x NX6002)**

Dimensions: 268(W) x 265(H) mm.



- EL655 + (3 x EL610A) + RAP-610A + TF-104 + (32 x T-500)
- EL620/2Plus + (3 x EL610D) + RAP-610D + FA-Plus/C + 32 x (T-5720 or T-5822VD)
- EL642/GB2A + (3 x EL610D) + RAP-610D + FA-GB2/A + 32 x (Nhea GB2 or T-562)
- EL642/Plus + (3 x EL610D) + RAP-610D + FA-Plus/C + 32 x (T-540 Uno SE or T-540 Plus)
- EL632/GB2A + (3 x EL610D) + RAP-610D + (2 x FA-GB2/A) + RD-GB2/A + 32 x (Vesta 2 GB2 or Vesta 7 GB2 or Pentha GB2)
- EL632/Plus + (3 x EL610D) + RAP-610D + FA-Plus/C + 32 x (Tekna Plus SE Color + RCTK-Plus + EL562)

### 34

**N1000/AL + N3000/AL + N3260/AL + N3280/AL + (2 x N3210/AL) + (2 x CEV-90) + UC + N6003/AL + N6013/AL**

Dimensions: 228(W) x 358(H) mm.

**NX1000 + NX3000 + NX3260 + NX3280 + (2 x NX3210) + (2 x CE-630) + UC + (2 x NX6003)**

Dimensions: 268(W) x 382(H) mm.



- EL655 + (4 x EL610A) + RAP-610A + TF-104 + (34 x T-500)
- EL620/2Plus + EL606D + (3 x EL610D) + RAP-610D + FA-Plus/C + 34 x (T-5720 or T-5822VD)
- EL642/GB2A + EL606D + (3 x EL610D) + RAP-610D + FA-GB2/A + 34 x (Nhea GB2 or T-562)
- EL642/Plus + EL606D + (3 x EL610D) + RAP-610D + FA-Plus/C + 34 x (T-540 Uno SE or T-540 Plus)
- EL632/GB2A + EL606D + (3 x EL610D) + RAP-610D + (2 x FA-GB2/A) + RD-GB2/A + 34 x (Vesta 2 GB2 or Vesta 7 GB2 or Pentha GB2)
- EL632/Plus + EL606D + (3 x EL610D) + RAP-610D + FA-Plus/C + 34 x (Tekna Plus SE Color + RCTK-Plus + EL562)

### 36

**N1000/AL + N3000/AL + (2 x N3280/AL) + (2 x N3210/AL) + (2 x CEV-90) + UC + N6003/AL + N6013/AL**

Dimensions: 228(W) x 358(H) mm.

**NX1000 + NX3000 + (2 x NX3280) + (2 x NX3210) + (2 x CE-630) + UC + (2 x NX6003)**

Dimensions: 268(W) x 382(H) mm.



- EL655 + (4 x EL610A) + RAP-610A + TF-104 + (36 x T-500)
- EL620/2Plus + (4 x EL610D) + RAP-610D + FA-Plus/C + 36 x (T-5720 or T-5822VD)
- EL642/GB2A + (4 x EL610D) + RAP-610D + FA-GB2/A + 36 x (Nhea GB2 or T-562)
- EL642/Plus + (4 x EL610D) + RAP-610D + FA-Plus/C + 36 x (T-540 Uno SE or T-540 Plus)
- EL632/GB2A + (4 x EL610D) + RAP-610D + (2 x FA-GB2/A) + RD-GB2/A + 36 x (Vesta 2 GB2 or Vesta 7 GB2 or Pentha GB2)
- EL632/Plus + (4 x EL610D) + RAP-610D + FA-Plus/C + 36 x (Tekna Plus SE Color + RCTK-Plus + EL562)

## Nexa with double button

**38**

**N1000/AL + N3000/AL + N3280/AL + (3 x N3210/AL) + (2 x CEV-90) + UC +  
+ N6003/AL + N6013/AL**

Dimensions: 228(W) x 358(H) mm.

**NX1000 + NX3000 + NX3280 + (3 x NX3210) + (2 x CE-630) + UC + (2 x NX6003)**

Dimensions: 268(W) x 382(H) mm.

- EL655 + (4 x EL610A) + RAP-610A + TF-104 + (38 x T-500)
- EL620/2Plus + (4 x EL610D) + RAP-610D + FA-Plus/C + 38 x (T-5720 or T-5822VD)
- EL642/GB2A + (4 x EL610D) + RAP-610D + FA-GB2/A + 38 x (Nhea GB2 or T-562)
- EL642/Plus + (4 x EL610D) + RAP-610D + FA-Plus/C + 38 x (T-540 Uno SE or T-540 Plus)
- EL632/GB2A + (4 x EL610D) + RAP-610D + (2 x FA-GB2/A) + RD-GB2/A + 38 x (Vesta 2 GB2 or Vesta 7 GB2 or Pentha GB2) \*
- EL632/Plus + (4 x EL610D) + RAP-610D + FA-Plus/C + 38 x (Tekna Plus SE Color + RCTK-Plus + EL562)



**40**

**N1000/AL + N3000/AL + (4 x N3210/AL) + (2 x CEV-90) + UC + N6003/AL + N6013/AL**

Dimensions: 228(W) x 358(H) mm.

**NX1000 + NX3000 + (4 x NX3210) + (2 x CE-630) + UC + (2 x NX6003)**

Dimensions: 268(W) x 382(H) mm.

- EL655 + (4 x EL610A) + RAP-610A + TF-104 + (40 x T-500)
- EL620/2Plus + (4 x EL610D) + RAP-610D + FA-Plus/C + 40 x (T-5720 or T-5822VD)
- EL642/GB2A + (4 x EL610D) + RAP-610D + FA-GB2/A + 40 x (Nhea GB2 or T-562)
- EL642/Plus + (4 x EL610D) + RAP-610D + FA-Plus/C + 40 x (T-540 Uno SE or T-540 Plus)
- EL632/GB2A + (4 x EL610D) + RAP-610D + (2 x FA-GB2/A) + RD-GB2/A + 40 x (Vesta 2 GB2 or Vesta 7 GB2 or Pentha GB2) \*
- EL632/Plus + (4 x EL610D) + RAP-610D + FA-Plus/C + 40 x (Tekna Plus SE Color + RCTK-Plus + EL562)



**42**

**N1220/AL + N3000/AL + (4 x N3210/AL) + (2 x CEV-90) + UC + N6003/AL + N6013/AL**

Dimensions: 228(W) x 358(H) mm.

**NX1220 + NX3000 + (4 x NX3210) + (2 x CE-630) + UC + (2 x NX6003)**

Dimensions: 268(W) x 382(H) mm.

- EL655 + (4 x EL610A) + RAP-610A + TF-104 + (42 x T-500)
- EL620/2Plus + (4 x EL610D) + RAP-610D + FA-Plus/C + 42 x (T-5720 or T-5822VD)
- EL642/GB2A + (4 x EL610D) + RAP-610D + FA-GB2/A + 42 x (Nhea GB2 or T-562)
- EL642/Plus + (4 x EL610D) + RAP-610D + (2 x FA-Plus/C) + 42 x (T-540 Uno SE or T-540 Plus)
- EL632/GB2A + (4 x EL610D) + RAP-610D + (2 x FA-GB2/A) + RD-GB2/A + 42 x (Vesta 2 GB2 or Vesta 7 GB2 or Pentha GB2) \*
- EL632/Plus + (4 x EL610D) + RAP-610D + (2 x FA-Plus/C) + 42 x (Tekna Plus SE Color + RCTK-Plus + EL562)



\* In case of Vesta 7 GB2 or Pentha GB2 monitors, add one RD-GB2/A booster and one FA-GB2/A power supply.

## Nexa with double button

**44**
**N1220/AL + N3220/AL + (4 x N3210/AL) + (2 x CEV-90) + UC + N6003/AL + N6013/AL**

Dimensions: 228(W) x 358(H) mm.

**NX1220 + NX3220 + (4 x NX3210) + (2 x CE-630) + UC + (2 x NX6003)**

Dimensions: 268(W) x 382(H) mm.

- EL655 + (5 x EL610A) + RAP-610A + TF-104 + (44 x T-500)
- EL620/2Plus + EL606D + (4 x EL610D) + RAP-610D + FA-Plus/C + 44 x (T-5720 or T-5822VD)
- EL642/GB2A + EL606D + (4 x EL610D) + RAP-610D + FA-GB2/A + 44 x (Nhea GB2 or T-562)
- EL642/Plus + EL606D + (4 x EL610D) + RAP-610D + (2 x FA-Plus/C) + 44 x (T-540 Uno SE or T-540 Plus)
- EL632/GB2A + EL606D + (4 x EL610D) + RAP-610D + (2 x FA-GB2/A) + RD-GB2/A + 44 x (Vesta 2 GB2 or Vesta 7 GB2 or Pentha GB2) \*
- EL632/Plus + EL606D + (4 x EL610D) + RAP-610D + (2 x FA-Plus/C) + 44 x (Tekna Plus SE Color + RCTK-Plus + EL562)


**46**
**N1000/AL + N3260/AL + (4 x N3210/AL) + (2 x CEV-90) + UC + N6003/AL + N6013/AL**

Dimensions: 228(W) x 358(H) mm.

**NX1000 + NX3260 + (4 x NX3210) + (2 x CE-630) + UC + (2 x NX6003)**

Dimensions: 268(W) x 382(H) mm.

- EL655 + (5 x EL610A) + RAP-610A + TF-104 + (46 x T-500)
- EL620/2Plus + EL606D + (4 x EL610D) + RAP-610D + FA-Plus/C + 46 x (T-5720 or T-5822VD)
- EL642/GB2A + EL606D + (4 x EL610D) + RAP-610D + FA-GB2/A + 46 x (Nhea GB2 or T-562)
- EL642/Plus + EL606D + (4 x EL610D) + RAP-610D + (2 x FA-Plus/C) + 46 x (T-540 Uno SE or T-540 Plus)
- EL632/GB2A + EL606D + (4 x EL610D) + RAP-610D + (2 x FA-GB2/A) + RD-GB2/A + 46 x (Vesta 2 GB2 or Vesta 7 GB2 or Pentha GB2) \*
- EL632/Plus + EL606D + (4 x EL610D) + RAP-610D + (2 x FA-Plus/C) + 46 x (Tekna Plus SE Color + RCTK-Plus + EL562)


**48**
**N1000/AL + N3280/AL + (4 x N3210/AL) + (2 x CEV-90) + UC + N6003/AL + N6013/AL**

Dimensions: 228(W) x 358(H) mm.

**NX1000 + NX3280 + (4 x NX3210) + (2 x CE-630) + UC + (2 x NX6003)**

Dimensions: 268(W) x 382(H) mm.

- EL655 + (5 x EL610A) + RAP-610A + TF-104 + (48 x T-500)
- EL620/2Plus + (5 x EL610D) + RAP-610D + FA-Plus/C + 48 x (T-5720 or T-5822VD)
- EL642/GB2A + (5 x EL610D) + RAP-610D + FA-GB2/A + 48 x (Nhea GB2 or T-562)
- EL642/Plus + (5 x EL610D) + RAP-610D + (2 x FA-Plus/C) + 48 x (T-540 Uno SE or T-540 Plus)
- EL632/GB2A + (5 x EL610D) + RAP-610D + (3 x FA-GB2/A) + (2 x RD-GB2/A) + 48 x (Vesta 2 GB2 or Vesta 7 GB2 or Pentha GB2)
- EL632/Plus + (5 x EL610D) + RAP-610D + (2 x FA-Plus/C) + 48 x (Tekna Plus SE Color + RCTK-Plus + EL562)



\* In case of Vesta 7 GB2 or Pentha GB2 monitors, add one RD-GB2/A booster and one FA-GB2/A power supply.

## Nexa with double button

### 50

**N1000/AL + (5 x N3210/AL) + (2 x CEV-90) + UC + N6003/AL + N6013/AL**

Dimensions: 228(W) x 358(H) mm.

**NX1000 + (5 x NX3210) + (2 x CE-630) + UC + (2 x NX6003)**

Dimensions: 268(W) x 382(H) mm.

■ EL655 + (5 x EL610A) + RAP-610A + TF-104 + (50 x T-500)


■ EL620/2Plus + (5 x EL610D) + RAP-610D + FA-Plus/C + 50 x (T-5720 or T-5822VD)

■ EL642/GB2A + (5 x EL610D) + RAP-610D + FA-GB2/A + 50 x (Nhea GB2 or T-562)

■ EL642/Plus + (5 x EL610D) + RAP-610D + (2 x FA-Plus/C) + 50 x (T-540 Uno SE or T-540 Plus)

■ EL632/GB2A + (5 x EL610D) + RAP-610D + (3 x FA-GB2/A) + (2 x RD-GB2/A) + 50 x (Vesta 2 GB2 or Vesta 7 GB2 or Pentha GB2)

■ EL632/Plus + (5 x EL610D) + RAP-610D + (2 x FA-Plus/C) + 50 x (Tekna Plus SE Color + RCTK-Plus + EL562)



### 52

**N1220/AL + (5 x N3210/AL) + (2 x CEV-90) + UC + N6003/AL + N6013/AL**

Dimensions: 228(W) x 358(H) mm.

**NX1220 + (5 x NX3210) + (2 x CE-630) + UC + (2 x NX6003)**

Dimensions: 268(W) x 382(H) mm.

■ EL655 + (5 x EL610A) + RAP-610A + TF-104 + (52 x T-500)

■ EL620/2Plus + (5 x EL610D) + RAP-610D + FA-Plus/C + 52 x (T-5720 or T-5822VD)

■ EL642/GB2A + (5 x EL610D) + RAP-610D + FA-GB2/A + 52 x (Nhea GB2 or T-562)

■ EL642/Plus + (5 x EL610D) + RAP-610D + (2 x FA-Plus/C) + 52 x (T-540 Uno SE or T-540 Plus)

■ EL632/GB2A + (5 x EL610D) + RAP-610D + (3 x FA-GB2/A) + (2 x RD-GB2/A) + 52 x (Vesta 2 GB2 or Vesta 7 GB2 or Pentha GB2)

■ EL632/Plus + (5 x EL610D) + RAP-610D + (2 x FA-Plus/C) + 52 x (Tekna Plus SE Color + RCTK-Plus + EL562)











































ALPHANUMERIC INDEX	134
NOTES	141

Code	Reference	Description	Pages
11280605	605/AL	Replacement frame for Stadio Plus compact size door panels.	20
11280611	611/AL	Replacement frame for 1 module Stadio Plus door panels.	20
11280705	705/AL	Rain shield for Stadio Plus compact size door panels.	20
11280711	711/AL	Rain shield for 1 module Stadio Plus door panels.	20
11280811	811/AL	Surface box for 1 module Stadio Plus door panels.	20
11280871	871/AL	Surface box with integrated rain shield for 1 module Stadio Plus door panels.	21
11280875	875/AL	Surface box with integrated rain shield for compact size Stadio Plus door panels.	21
11280881	881/AL	Horizontally linkable surface box for 1 module Stadio Plus door panels.	21
11280885	885/AL	Horizontally linkable surface box for compact size Stadio Plus panels.	21
11280905	905/AL	45° surface box for compact size Stadio Plus door panels.	22
11280911	911/AL	45° surface box for 1 module Stadio Plus door panels.	22
11280921	921/AL	45° surface box for 2(H) x 1(W) Nexa aluminium door panels. Requires N621/921.	39
11280931	931/AL	45° surface box for 3(H) x 1(W) Nexa aluminium door panels. Requires N631/931.	39
11284110B	4110/AL	1 way Stadio Plus audio kit.	8
11284130B	4130/AL	3 ways Stadio Plus audio kit.	8
11284140B	4140/AL	4 ways Stadio Plus audio kit.	9
11284150B	4150/AL	5 ways Stadio Plus audio kit.	9
11284210B	4210/AL	10 ways Stadio Plus audio kit.	9
11284220B	4220/AL	2 ways Stadio Plus audio kit.	8
11284260B	4260/AL	6 ways Stadio Plus audio kit.	9
11284280B	4280/AL	8 ways Stadio Plus audio kit.	9
11785117	5110/SC/Color	1 way Stadio Plus colour video kit with Tekna Plus SE Color monitor.	11
11785121	5110/Szena	1 way Stadio Plus colour video kit with Szena Plus SE hands free monitor.	11
11386403A	6403/INOX	Rock Inox audio coded pack.	28
12127101	7101/IP	1 push button Rock Inox door panel. For E100/LCC IP video module.	26
12127103	7103/IP	3 push buttons Rock Inox door panel. For E100/LCC IP video module.	26
20607111	7111	Door open detection contacts. Double contact.	93
20607113	7113	Door open detection contacts. Triple contact.	93
12127402A	7402/IP LCC	Rock Inox colour video coded door panel.	27
11787404A	7403/INOX Color	Rock Inox colour video coded pack.	28
12190760	7600/IP	Surface box for 7101/IP Rock Inox door panel.	29
11797601	7601/INOX	Surface box for 7403/INOX and 6403/INOX Rock Inox door panels.	29
11797870	7870/INOX	Surface box with integrated rain shield for 7103/IP Rock Inox door panel.	30
11797871	7871/INOX	Surface box with integrated rain shield for 7403/INOX and 6403/INOX Rock Inox door panels.	30
12197874	7874/IP	Surface box with integrated rain shield for 7402/IP LCC Rock Inox door panel.	30
12197880	7880/IP	Surface box with integrated rain shield for 7101/IP Rock Inox door panel.	30
11400001	AS-1220SII	1 / 2 ways surface panel audio kit. 2 wires installation.	7
12150400	Beoview 4	4.3" hands free colour video monitor.	77
12150770	Beoview 7	7" hands free colour video monitor.	77
12150780	Beoview 7 Porter	7" screen handset concierge unit.	79
31610014	BW-14	Swivel bracket for PCAM/LCC camera.	84
12180008	C108	Lift controller interface.	84
12180022	C122	Digital relay unit.	84
11298020	CD-2Plus	Gateway for audio systems with "2Plus" digital technology.	51
11798195	CD-Nexa/BT	Wireless programming interface.	55 61
11798196	CD-Plus/4N	Telephone interface gateway.	83

Code	Reference	Description	Pages
11797890	CE-4M	4 modules Nexa aluminium embedding box.	37
11797892	CE-8M	4(H) x 2(W) modules Nexa aluminium embedding box.	37
11280610	CE610	1 module embedding box for Nexa Inox door panels.	46
11280620	CE620	2 modules embedding box for Nexa Inox door panels.	46
11280630	CE630	3 modules embedding box for Nexa Inox door panels.	46
12197402	CE-7402	Embedding box for 7402/IP LCC Rock Inox door panel.	29
11757600	CE-7600	Embedding box for 7103/IP Rock Inox door panel.	29
11797610	CE-7601	Embedding box for 7403/INOX and 6403/INOX Rock Inox door panels.	29
12197610	CE-7610	Embedding box for 7101/IP Rock Inox door panel.	29
11790230	CE-SZENA	Embedding box for Szena monitor.	83
11769715	CETK-590 Plus	 3.5" colour video concierge unit.	78
11259906	CEV-90	3 modules embedding box for Nexa aluminium door panels.	37
20600140	CV-14	a.c. standard lock release. Medium size shield.	91
20600149	CV-14/DC	d.c. standard lock release. Medium size shield.	92
20600153	CV-14/DC/SF	d.c. standard lock release. Without shield.	92
20600141	CV-14E	a.c. standard lock release. Unlock function. Medium size shield.	91
20620141	CV-14EL	a.c. standard lock release. Unlock function. Long size shield.	91
20620143	CV-14ELP	a.c. standard lock release. Small mechanism. Unlock function. Long size shield.	91
20600143	CV-14EP	a.c. standard lock release. Small mechanism. Unlock function. Medium size shield.	91
20620140	CV-14L	a.c. standard lock release. Long size shield.	91
20620142	CV-14LP	a.c. standard lock release. Small mechanism. Long size shield.	91
20600142	CV-14P	a.c. standard lock release. Small mechanism. Medium size shield.	91
20600154	CV-14P/UNI	dual a.c./d.c. standard lock release. Small mechanism. Medium size shield.	93
20600240	CV-24	a.c. automatic lock release. Medium size shield.	91
20600249	CV-24/DC	d.c. automatic lock release. Medium size shield.	92
20600241	CV-24E	a.c. automatic lock release. Unlock function. Medium size shield.	91
20620241	CV-24EL	a.c. automatic lock release. Unlock function. Long size shield.	92
20620243	CV-24ELP	a.c. automatic lock release. Small mechanism. Unlock function. Long size shield.	92
20600243	CV-24EP	a.c. automatic lock release. Small mechanism. Unlock function. Medium size shield.	92
20620240	CV-24L	a.c. automatic lock release. Long size shield.	92
20620242	CV-24LP	a.c. automatic lock release. Small mechanism. Long size shield.	92
20600242	CV-24P	a.c. automatic lock release. Small mechanism. Medium size shield.	91
20600252	CV-24P/UNI	dual a.c./d.c. automatic lock release. Small mechanism. Medium size shield.	93
20600353	CV-34/DC/SF	d.c. automatic lock release. Reversed operation. Small mechanism. Without shield.	92
11550162	D2L-GB2	 2 outputs video distributor.	81
11788994	D4L-Plus	 4 outputs coaxial video distributor.	82
11788996	D4L-Plus/RJ45	 4 outputs twisted pair video distributor. RJ45 connectors.	82
11798180	D6L-Plus/2H	 6 outputs twisted pair video distributor.	82
11580261	DP-CAM-GB2	 Interface for external analog camera.	53 59
11560162A	DP-GB2/A	 Switching unit for up to 4 door panels.	53 59
11580263	DQ-CAM-GB2	 Quad switching unit. 4 analogue camera inputs.	81
12180104	E100/LCC	 Sound module with colour camera for Rock Inox door panels.	26
11780562	EL562	 Twisted pair video receiver module.	75 78
11798564	EL564	 Video transceiver. Converts from coaxial to twisted pair and vice versa.	82
12010606	EL606D	 Six push buttons electronic module for Nexa door panels.	51 53 55 57
11818610	EL610A	 Ten push buttons electronic module for Nexa door panels.	50 57

Code	Reference	Description	Pages			
11818612	EL610D	 Ten push buttons electronic module for Nexa door panels.	51	53	55	57
11818620	EL620/2PLUS	 Microprocessed sound module for Nexa door panels.	51			
11530162A	EL632/GB2A	 Microprocessed sound module with colour camera for Nexa door panels.	52			
12180632	EL632/IP	 Microprocessed sound module with colour camera for Nexa door panels.	56			
11817631	EL632/PLUS	 Microprocessed sound module with colour camera for Nexa door panels.	54			
11530140A	EL642/GB2A	 Microprocessed sound module for Nexa door panels.	52			
12180642	EL642/IP	 Microprocessed sound module for Nexa door panels.	56			
11817640	EL642/PLUS	 Microprocessed sound module for Nexa door panels.	54			
11818651	EL651	 Sound module for several access doors systems with Nexa door panels.	50			
11818655	EL655	 Sound module for one access door systems with Nexa door panels.	50			
11823002	EL3002	■ Illumination module for N3002/AL and NX3002 informative modules.	48			
11503002	EL3002H/GB2	 Induction loop amplifier for Nexa door panels. Requires N3002/AL or NX3002 modules.	53	59		
11503424	EL3422/GB2	 TFT module for Nexa coded door panels. Requires N3002/AL or NX3002 modules.	59			
11814502	EL4502/NFC	■ Standalone NFC reader for Nexa panels. Requires N3002/AL or NX3002 modules.	49			
11704805	FA-805	 Power supply for villa systems.	89			
11540162A	FA-GB2/A	 Power supply.	89			
11705109	FA-Plus	 Power supply for systems with more than 20 apartment units.	89			
11705107	FA-Plus/C	 Power supply.	88	89		
20690911	G/INOX	■ Stainless steel long size shield for lock releases.	93			
11560262	GSM-GB2	 GSM telephone interface.	81			
11384024	IT-4N	 PSTN telephone interface.	80			
11500241	J5110/VESTA 2	 1 way Jazz surface panel colour video kit with Vesta 2 GB2 hands free monitor.	12			
11500242	J5110/VESTA 7	 1 way Jazz surface panel colour video kit with Vesta 7 GB2 hands free monitor.	13			
11500243	J5110/PENTHA	 1 way Jazz surface panel colour video kit with RFID and Pentha GB2 hands free monitor.	14			
11525401	JAZZ/1	 1 push button colour video panel. Graphite finish.	12	13		
11525551	JAZZ/1RF	 1 push button colour video panel. Fish eye camera and RFID. Graphite finish.	14			
11525402	JAZZ/2	 2 push buttons colour video panel. Graphite finish.	12	13		
11525552	JAZZ/2RF	 2 push buttons color video panel. Fish eye camera and RFID. Graphite finish.	14			
11242014B	K-201 GRF	 1 way vandal resistant audio kit. Graphite finish.	6			
11242024B	K-202 GRF	 2 ways vandal resistant audio kit. Graphite finish.	6			
11242016B	K6-201 GRF	 Package containing 6 units of K-201 GRF vandal resistant audio kit.	6			
11780610	LCU-10/PLUS	 Lift controller interface.	83			
11480800	M-Surf	■ Replacement frame for Surf panel.	19			
11298500	MAC-500	■ Replacement frame for Tekna Series telephones.	85			
11595101A	MAC-M1-GB2/A	■ Replacement frame for Vesta 2 GB2 monitor.	82			
11595102A	MAC-M2-GB2/A	■ Replacement frame for GB2 monitors.	82			
11792075	MAC-SHPL	■ Replacement frame for Tekna monitor.	83			
12105148	MDR-100/48	 Power supply for daisy chain connection.	89			
11229509A	MP/GRF	■ Surface box for villas vandal resistant door panels. Graphite finish.	19			
11290496A	MP-VIS/GRF	■ Surface box with integrated rain shield for villas vandal resistant panels. Graphite finish.	19			
11880620	N611/AL	■ Replacement frame for 1 module Nexa aluminium door panels.	23	38		
11880002	N621/921	■ Adaptor frame for 2(H) x 1(W) Nexa aluminium door panels on 921/AL angular box.	39			
11880621	N621/AL	■ Replacement frame for 2(H) x 1(W) Nexa aluminium door panels.	38			
11880622	N622/AL	■ Replacement frame for 2(H) x 2(W) Nexa aluminium door panels.	38			
11880003	N631/931	■ Adaptor frame for 3(H) x 1(W) Nexa aluminium door panels on 931/AL angular box.	39			
11890631	N631/AL	■ Replacement frame for 3(H) x 1(W) Nexa aluminium door panels.	38			

Code	Reference	Description	Pages
11890632	N632/AL	Replacement frame for 3(H) x 2(W) Nexa aluminium door panels.	38
11880711	N711/AL	Rain shield for 1 module Nexa aluminium door panels.	23 40
11880721	N721/AL	Rain shield for 2(H) x 1(W) Nexa aluminium door panels.	40
11880722	N722/AL	Rain shield for 2(H) x 2(W) Nexa aluminium door panels.	40
11880731	N731/AL	Rain shield for 3(H) x 1(W) Nexa aluminium door panels.	40
11880732	N732/AL	Rain shield for 3(H) x 2(W) Nexa aluminium door panels.	40
11880741	N741/AL	Rain shield for 4(H) x 1(W) Nexa aluminium door panels.	40
11880871	N871/AL	Surface box with integrated rain shield for 1 module Nexa aluminium door panels.	23 41
11880872	N872/AL	Surface box with integrated rain shield for 2(H) x 1(W) Nexa aluminium door panels.	41
11880873	N873/AL	Surface box with integrated rain shield for 3(H) x 1(W) Nexa aluminium door panels.	41
11880874	N874/AL	Surface box with integrated rain shield for 2(H) x 2(W) Nexa aluminium door panels.	41
11880876	N876/AL	Surface box with integrated rain shield for 3(H) x 2(W) Nexa aluminium door panels.	41
11880875	N8741AL	Surface box with integrated rain shield for 4(H) x 1(W) Nexa aluminium door panels.	41
11280912	N911/AL	45° surface box for 1 module Nexa aluminium door panels.	39
11881000	N1000/AL	Nexa aluminium audio / video grille module without push buttons.	32
11881110	N1110/AL	1 push button Nexa aluminium audio / video grille module.	32
11881220	N1220/AL	2 push buttons Nexa aluminium audio / video grille module.	32
11883000	N3000/AL	Nexa aluminium blank module.	35
11883005	N3000/DOME	Nexa aluminium blank module for NEXA DOME camera.	35
11883001	N3001/AL	Nexa aluminium blank module. Small informative window.	35
11883002	N3002/AL	Nexa aluminium blank module. Large informative window	35
11883110	N3110/AL	1 push button Nexa aluminium module.	33
11883111	N3111/AL	1 push button Nexa aluminium module. Small informative window.	33
11883120	N3120/AL	2 push buttons Nexa aluminium module.	33
11883121	N3121/AL	2 push buttons Nexa aluminium module. Small informative window.	33
11883130	N3130/AL	3 push buttons Nexa aluminium module.	33
11883140	N3140/AL	4 push buttons Nexa aluminium module.	33
11883150	N3150/AL	5 push buttons Nexa aluminium module.	33
11883210	N3210/AL	10 push buttons Nexa aluminium module.	34
11883220	N3220/AL	2 push buttons Nexa aluminium module.	34
11883221	N3221/AL	2 push buttons Nexa aluminium module. Small informative window.	34
11883240	N3240/AL	4 push buttons Nexa aluminium module.	34
11883241	N3241/AL	4 push buttons Nexa aluminium module. Small informative window.	34
11883260	N3260/AL	6 push buttons Nexa aluminium module.	34
11883280	N3280/AL	8 push buttons Nexa aluminium module.	34
11883301	N3301/AL	Standalone access control module through keypad for Nexa aluminium door panel.	48 61
11503301	N3301/GB2	Numeric keypad module for Nexa aluminium coded door panel.	58
11885301	N3301A/AL	Alphabetic keypad module for Nexa aluminium coded door panel.	61
11503401	N3401/GB2	Navigation module with RFID for Nexa aluminium coded door panel.	59
11883404	N3403/AL	Graphic display module for Nexa aluminium coded door panel.	61
11884301	N4301/AL	Nexa aluminium standalone access control kit through numeric keypad.	18
11500239B	N5110/VESTA 2	1 way Nexa aluminium colour video kit with Vesta 2 GB2 hands free monitor.	16
11500244	N5110/VESTA 7	1 way Nexa aluminium colour video kit with Vesta 7 GB2 hands free monitor.	17
11500240B	N5220/VESTA 2	2 ways Nexa aluminium colour video kit with Vesta 2 GB2 hands free monitors.	16
11500245	N5220/VESTA 7	2 ways Nexa aluminium colour video kit with Vesta 7 GB2 hands free monitors.	17
11880601	N6001/AL	Assembling set for 1 module Nexa aluminium door panels.	35



Code	Reference	Description	Pages
11880602	N6002/AL	Assembling set for 2(H) x 1(W) Nexa aluminium door panels.	36
11880603	N6003/AL	Assembling set for 3(H) x 1(W) Nexa aluminium door panels.	36
11880604	N6004/AL	Assembling set for 4(H) x 1(W) Nexa aluminium door panels.	36
11880611	N6011/AL	Link assembling set for 1 module Nexa aluminium door panels.	35
11880612	N6012/AL	Link assembling set for 2(H) x 1(W) Nexa aluminium door panels.	36
11880613	N6013/AL	Link assembling set for 3(H) x 1(W) Nexa aluminium door panels.	36
11880614	N6014/AL	Link assembling set for 4(H) x 1(W) Nexa aluminium door panels.	36
11880902A	NCEV-90CS	1 module embedding box for Nexa aluminium door panels.	37
11880900	NCEV-90C	2 modules embedding box for Nexa aluminium door panels.	37
31699998	NEXA DOME	Dome camera for Nexa panels. Requires N3000/DOME or NX300/DOME modules.	48
11812100	NFC/US	User proximity card for EL4502/NFC and EL4503/NFC readers.	49
11812105	NFC/IN	Installer proximity card for EL4502/NFC and EL4503/NFC readers.	49
11812110	NFC/1U	One use proximity card for EL4502/NFC and EL4503/NFC readers. Rechargeable.	49
11812115	NFC/MU	Multiple use proximity card for EL4502/NFC and EL4503/NFC readers.	49
11520140	Nhea GB2	Hands free audio unit.	70
12140140	Nhea IP	Hands free audio unit.	71
11881711	NX711	Rain shield for 1 module Nexa Inox door panels.	23 46
11881721	NX721	Rain shield for 2(H) x 1(W) Nexa Inox door panels.	46
11881722	NX722	Rain shield for 2(H) x 2(W) Nexa Inox door panels.	46
11881731	NX731	Rain shield for 3(H) x 1(W) Nexa Inox door panels.	46
11881732	NX732	Rain shield for 3(H) x 2(W) Nexa Inox door panels.	47
11881871	NX871	Surface box with integrated rain shield for 1 module Nexa Inox door panels.	23 47
11881872	NX872	Surface box with integrated rain shield for 2(H) x 1(W) Nexa Inox door panels.	47
11881873	NX873	Surface box with integrated rain shield for 3(H) x 1(W) Nexa Inox door panels.	47
11881874	NX874	Surface box with integrated rain shield for 2(H) x 2(W) Nexa Inox door panels.	47
11881876	NX876	Surface box with integrated rain shield for 3(H) x 2(W) Nexa Inox door panels.	47
11761000A	NX1000	Nexa Inox audio / video grille module without push buttons.	42
11761110A	NX1110	1 push button Nexa Inox audio / video grille module.	42
11761220A	NX1220	2 push buttons Nexa Inox audio / video grille module.	42
11763000A	NX3000	Nexa Inox blank module.	45
11763005	NX3000/DOME	Nexa Inox blank module for NEXA DOME camera.	45
11763001A	NX3001	Nexa Inox blank module. Small informative window.	45
11763002A	NX3002	Nexa Inox blank module. Large informative window.	45
11763110A	NX3110	1 push button Nexa Inox module.	43
11763111A	NX3111	1 push button Nexa Inox module. Small informative window.	43
11763120A	NX3120	2 push buttons Nexa Inox module.	43
11763121A	NX3121	2 push buttons Nexa Inox module. Small informative window.	43
11763130A	NX3130	3 push buttons Nexa Inox module.	43
11763140A	NX3140	4 push buttons Nexa Inox module.	43
11763150A	NX3150	5 push buttons Nexa Inox module.	43
11763210A	NX3210	10 push buttons Nexa Inox module.	44
11763220A	NX3220	2 push buttons Nexa Inox module.	44
11763221A	NX3221	2 push buttons Nexa Inox module. Small informative window.	44
11763240A	NX3240	4 push buttons Nexa Inox module.	44
11763241A	NX3241	4 push buttons Nexa Inox module. Small informative window.	44
11763260A	NX3260	6 push buttons Nexa Inox module.	44

Code	Reference	Description	Pages
11763280A	NX3280	8 push buttons Nexa Inox module.	44
11883302A	NX3301	Standalone access control module through keypad for Nexa Inox door panel.	48 61
11503302	NX3301/GB2	Numeric keypad module for Nexa Inox coded door panel.	58
11886301A	NX3301A	Alphabetic keypad module for Nexa Inox coded door panel.	61
11503402	NX3401/GB2	Navigation module with RFID for Nexa Inox coded door panel.	59
11883405A	NX3403	Graphic display module for Nexa Inox coded door panel.	61
11500246	NX5110/PENTHA	1 way Nexa Inox colour video kit with Pentha GB2 hands free monitor.	15
11500247	NX5220/PENTHA	2 ways Nexa Inox colour video kit with Pentha GB2 hands free monitors.	15
11776001A	NX6001	Assembling frame for 1 module Nexa Inox door panels.	45
11776002A	NX6002	Assembling frame for 2 modules Nexa Inox door panels.	45
11776003A	NX6003	Assembling frame for 3 modules Nexa Inox door panels.	45
12180304	P-SWITCH	Two ports Ethernet switch for connection of T-SWITCH.	95
12180210	PCAM/LCC	Camera for Beoview 7 Porter.	84
12180201	PCM-1/AL	1 push button indoor colour video door panel. Light gray aluminium finish.	62
12180202	PCM-1/BK	1 push button indoor colour video door panel. Black aluminium finish.	62
11229511A	PE-295/1 GRF	1 push button vandal resistant audio door panel. Graphite finish.	19
11229512A	PE-295/2 GRF	2 push buttons vandal resistant audio door panel. Graphite finish.	19
11510241	Pentha GB2	7" hands free colour video monitor.	74
11510242	Pentha GB2/H	7" hands free colour video monitor.	74
31688880	POE-8023AF	One port PoE injector	95
11739506A	PVS-295SE GRF Color	1 push button vandal resistant colour video panel. Graphite finish.	10
11291080	R-8	Relay unit for electronic call telephones.	80
11895610	RAP-610A	Analog long link cable for EL610A electronic push buttons module.	50 57
11895710	RAP-610D	Digital long link cable for EL606D and EL610D electronic push buttons module.	51 53 55 57
20160025	RAP-2150	Cable for audio and video systems with 2 wires digital technologies. 100 meters coil.	94
20160027	RAP-2150/500	Cable for audio and video systems with 2 wires digital technologies. 500 meters coil.	94
11784089	RC-SZENA	Wall mounting connector for Szena monitor.	76
11742080	RCTK-Plus	Wall mounting connector for Tekna Plus SE Color monitor and CETK-590 Plus concierge unit.	75 78
11550262A	RD-GB2/A	Booster unit.	81
11798200	RD-Plus/Uno SE	Digital repeater. "Plus" digital technology.	83
20690910	S/INOX	Medium size shield for lock releases. Stainless steel.	93
11290040	S-4	Call repeater for buzzer call telephones.	80
11290080	S-8	Call repeater for electronic call telephones.	80
11290045	S-45	Call repeater.	80
11291012	SAR-12/24	12 to 24 Va.c. or d.c. relay unit.	85
11790020	SAR-2Plus	Digital relay unit.	80
11590100	SAR-GB2	Digital relay unit.	81
11758990	SAV-90	Call repeater.	83
20630001	SEAL BIT +	Single component isolating gel. 280ml cartridge. Special for low temperatures.	95
20630002	SEAL BIT 2+	Bi-component isolating gel. 1000ml.	95
12192202	SOB-UNI	Universal desktop mounting kit for apartment units.	85
12192201	SOB-UNI CABLE	Cable with connection box for SOB-UNI. Not required for IP devices.	85
20690061	SU	Surface shield for lock releases.	93
11705130	SU3-Plus	Switching unit for up to three door panels. "Plus" digital technology.	55 61
11788950	SUP-EL500	Fixing bracket for 45° surface boxes.	22
11592750	SUP-GB2	Surface box for Vesta 2 GB2 monitors.	81




Code	Reference	Description	Pages
12196400	SUP-M4	Surface box for Beoview 4 IP monitor.	84
12196700	SUP-M700	Surface box for Beoview 7 IP monitor.	84
11758016A	SV-801SE GRF Color	1 way vandal resistant colour video kit with Tekna Plus SE Color monitor. Graphite finish.	10
31600133	SW-04PA	4 ports PoE switch.	95
31600134	SW-08PA	8 ports PoE switch.	95
31600135	SW-16PA	16 ports PoE switch.	95
11784026B	Szena Plus SE	3.5" hands free colour video monitor.	76
11205500	T-500	Electronic call Tekna telephone.	66
11205510	T-510R	Electronic and buzzer call Tekna telephone. Suitable for replacement.	66
11705540A	T-540 Uno SE	Tekna telephone.	69
11705545	T-540 Plus	Tekna telephone. Additional features.	69
11520162	T-562	Tekna telephone.	68
11400002	T-1772VD	Additional telephone for AS-1220SII 2 wires audio kit.	7
11205720	T-5720	Tekna telephone.	67
11205533	T-5822VD	Tekna telephone. Additional features.	67
12180301	T-SWITCH	One port Ethernet switch for daisy chain connection.	95
20740427	TAGKEY	Proximity tag for N3401/GB2, NX3401/GB2 and Jazz panel with RFID reader.	23 59
11742105	Tekna Plus SE Color	3.5" colour video monitor.	75
20691040	TF-104	12Va.c. transformer.	88
11503422	TK3401/GB2	Programming tag set for N3401/GB2, NX3401/GB2 and Jazz panels with RFID readers.	59
11259990	UC	Cable tunnel for attachment of 2 embedding boxes.	37 46
11510139A	Vesta 2 GB2	4.3" hands free colour video monitor.	72
11510239A	Vesta 2 GB2/H	4.3" hands free colour video monitor. Induction loop amplifier.	72
11510140	Vesta 7 GB2	7" hands free colour video monitor.	73
11510141	Vesta 7 GB2/H	7" hands free colour video monitor. Induction loop amplifier.	73
11290499A	VIS-295/GRF	Rain shield for villas vandal resistant door panels. Graphite finish.	19





GOLMAR Sistemas de Comunicación, S.A.  
Silici, 13 · Polígono Industrial Famades  
08940 Cornellá de Llobregat · (Barcelona - Spain)  
Tel.: +34 934 800 696 · Fax: +34 934 742 404  
export@golmar.es · www.golmar.es



<https://goo.gl/DXjzUq>